

Learning, Teaching & Quality Committee - Action and Decision Log
Meeting No 36 – 26 May 2022

(Paper 1a)

Meeting Date	Agenda Item	Reference	Details	Action Owner	Due Date	Action Decision	Open Complete Approved Declined
03/03/22	Corporate Parenting Plan 2021-24	LTQ35: D01	The Committee recommended the Corporate Parenting Plan 2021-24 to the Board of Management for approval.	NA	NA	Decision	Approved
03/03/22	Future Skills Strategy 2021-24	LTQ35: D02	The Committee approved the Future Skills Strategy 2022-2025.	NA	NA	Decision	Approved
03/03/22	Digital Strategy 2021-24	LTQ35: D03	The Committee recommended the Digital Strategy 2021-24 to the Board of Management for approval.	NA	NA	Decision	Approved
03/03/22	2021-22 Corporate Risk Register – Learning, Teaching & Quality Extract	LTQ35: D04	The Committee approved the Risk Register – Learning, Teaching and Quality Committee Extract at November 2021 for submission to ARC.	NA	NA	Decision	Approved

Ayrshire College # 484082
 05/18/2022 15:22:38

Learning, Teaching and Quality Committee

26 May 2022

Subject:	Student Association Report
Purpose:	To update Committee Members on Student Association activity since the last meeting
Recommendation:	That Committee Members note the content of the report and feedback any recommendations they may have.

1. Background

The Student Association team for 2022 consists of two elected officers. The Student President, Ellie Jamieson, and Student Vice President, Steven Oliver. The elected officers are supported by volunteer student officers who fill the positions of LGBTQI+ Officer, Women's Officer, Care Experienced Students' Officer, Student Carers Officer and Welfare Officer. The work of the Student Association is supported by Student Association Advisor, Charlotte Mitchell and is overseen by Head of Quality Enhancement, Ann Heron.

2. Current Situation

The Student Association is delivering its services both on campus and online. We are currently holding the Student President Elections and continuing to support our clubs and societies.

3. Association Activity

Student President Elections 2022

The Student President elections are underway at the time of submitting this paper. Voting is open from the 9 May up until 3pm on Friday 13 May, with candidates being notified of the results soon after. There are five candidates standing in the election, including the current Student President, Ellie Jamieson, who hopes to be elected to position for a second year. Candidates standing are:

Name	Course	Campus
Glen Fleming	Police Studies	Ayr
Ellie Jamieson	Current Student President	All
Robert Kean	Mathematics	Kilwinning
Sam Tweedie	Pez Plus	Kilwinning
Chloe Willis-Boyd	Social Sciences	Kilmarnock

Results will be officially announced on Friday 13 May shortly after polls close at 3pm.

We would like to take this opportunity to say thank you to outgoing Student Vice President, Steven Oliver, who has been in position for two years and will leave his post on the 30 June 2022. Steven joined the team just as the Covid-19 pandemic began and has conducted his role mostly online. Steven is responsible for the creation and development of the Ayrshire College Gaming Society and for the development of the Wear it On Your Sleeve, men's mental health project. Steven has successfully recruited two students, Jordan Singh and Steven Connelly, to continue the work of both clubs respectively. We thank Steven for his contribution to the work of the Student Association and help raising its profile during a challenging two years.

The new Student Association Officers will take up their roles on the 1 July 2022.

Education Scotland Progress Visit

The Student Association took part in the Education Scotland Progress Visit, which took place on the 28 and 29 April. As well as the Student Association Advisor taking part as a service team within the College, the team accompanied four of our Student Executive Committee to answer questions specifically regarding student engagement.

We look forward to receiving feedback from the meeting to inform our development work over the summer.

NUS Scotland Conference

The Student President and Student Vice President attended the two-day NUS Scotland Annual conference in Dundee on the 5 and 6 April. Former UWS Student President, Ellie Gomersall, was voted into the position of NUS Scotland President for 2022/23. Ayrshire College Students Association have enjoyed a good relationship with Ellie during her time as Student President at UWS in Ayr and look forward to working with her at a national level. Student President, Ellie Jamieson, put herself forward for a position on the NUS Scotland Executive Committee at the conference however faced tough opposition and narrowly lost out. Discussions that took place were around student mental health and financial support for students over the summer period.

Future Activity

Student Mental Health Agreement Review

The Student Association will be reviewing the Student Mental Health Agreement over the summer period and have established a working group made up of the Student Association Advisors, the Student President and Student Vice President, Student representative Steven Connelly, the two newly appointed Ayrshire College Mental Health Champions, Beth O'Neill and Rachael MacDonald and the College's Mental Health Liaison Officer Michelle Morton. The first meeting of the group will take place in early June. The work on the agreement is supported by the NUS Scotland Think Positive project. The current Mental Health Agreement remains in place until the new agreement is signed off.

To view the Student Mental Health Agreement, please follow the link:

[Student Mental Health Agreement 19/20](#)

Constitutional Review

The Student Association will be conducting a full constitutional review with the support of our NUS Scotland Consultant, Ian Gilmour. Work on this will begin in June with the completed Constitution being presented at the first Board of Management meeting of the new academic year.

Freshers Planning

One of the main tasks of the officers when they take up post on the 1 July 2022 will be to organise the 2022 Freshers Events. This year they will take place on campus with provisional dates in the diary of the 6 – 8 September 2022. This will be the first on campus Freshers since 2019.

4. Proposals

N/A

5. Risks

Due to the challenging issues dealt with within the SA there is a risk of reputational damage.

6. Equality Impact Assessment

Due to the nature of this paper an equality impact assessment has not been undertaken.

7. Conclusion

ACSA will continue to work alongside staff in order to best support and encourage students and make the 2021/22 session, despite the unprecedented challenges it brings, both enjoyable and successful for students.

Ellie Jamieson
Student President
May 2022

Publication

This paper will be published on the College website

Ayrshire College # 484082
05/18/2022 15:22:38

Learning, Teaching and Quality Committee

26 May 2022

Subject:	2020-21 Sector KPI Report
Purpose:	To advise Committee Members of the College's 2020-21 performance relative to the wider sector
Recommendation:	Members are invited to note the contents of this paper

1. Background

On 26 April 2022, the [Scottish Funding Council \(SFC\) published the college sector's performance indicators \(PIs\) for 2020-21](#). Sector PIs are normally published in January of each year; however, publication was delayed because of the pandemic.

The on-going requirement for public health restrictions, throughout AY 2020-21, and the necessity to adhere to strict guidance for the college sector, severely limited the College's ability to deliver its learning, teaching and services to support learning and teaching on campus. Students, therefore, faced significant disruption to their learning throughout the entirety of AY 2020-21.

There was a four-week delay to the commencement of the new term to allow a focus on deferred students from AY 2019-20 and the term started with all students experiencing a mix of on-campus and remote learning. Only four weeks of teaching took place before Ayrshire moved to Level 3 of the Scottish Government's Strategic Framework. On the 23 November 2020, Ayrshire moved to Level 4 of the Strategic Framework where numbers on campus were restricted even further. Between 21 December 2020 and 17 February 2021, all campuses closed and learning, teaching and services to support learning and teaching were delivered completely online.

From 17 February until 17 May 2021, students returned to campus under Level 4 restrictions. During February and March, only 5% of the College's students were permitted on campus. This amounted to a total of 165 students across the College's entire estate. From 17 May and for the last 5 weeks of term, students could come back in greater numbers. For many students, this high level of disruption to learning throughout the academic year limited their ability to complete their course and qualification as planned.

Numerous other multiple and complex reasons affected students' ability to complete their qualification. For example:

- Students may have been medically affected by the pandemic either directly or via their families and/or dependants.
- Many students had to leave college (or could not take up their place) to enter employment for financial reasons and the employment market was much more buoyant than expected.

- Students with childcare or caring responsibilities may have found it more difficult to complete their course as originally intended.
- Some students on courses containing a practical element or a work placement in subjects such as engineering, construction, hair, beauty, social care and childcare, were unable to complete their course as intended.
- All students were affected by a lack of time on campus carrying out practical activities and the lack of opportunity to interact, in-person, with peers and lecturers.

Ordinarily, reported PIs support quality enhancement by helping colleges evaluate their performance over time, against other colleges, and within specific subject areas. Full consideration, however, should be given to the background and exceptional circumstances when comparing PIs over time.

The percentages included in this paper focus on the *completed successful* performance indicator - students who completed their course and achieved the qualification that they were working towards.

2. Current Situation

Full-time Student Success

The College's performance, for full-time student success, is summarised in the table below.

Ayrshire College	2016-17	2017-18	2018-19	2019-20	2020-21	Difference
FE full-time (FEFT)	66.9%	66.9%	66.2%	64.6%	58.5%	-6.1%
HE full-time (HEFT)	68.0%	67.2%	66.8%	68.7%	71.2%	2.5%
Scotland						
FE full-time (FEFT)	65.3%	66.1%	65.2%	65.7%	61.3%	-4.4%
HE full-time (HEFT)	71.6%	71.3%	69.8%	73.4%	72.1%	-1.3%

Withdrawals from FE FT programmes were higher than normal across the college sector, and this impacted on college sector successful completion rates. Ayrshire College's performance on FE FT programmes mirrored the wider sector position. Given the lack of opportunity for on-campus learning, the College had to make the difficult choice to prioritise those students who were most likely to leave the College for work or further study, it meant that a student not in a prioritised category only had a maximum of nine weeks on campus over the full year.

The vast majority of FE FT programmes were not prioritised and, consequently, performance, with reference to completed successful declined by 6.1%. The area of concern, which is the biggest single factor contributing to the decline in successful outcome rates, was further withdrawal which doubled to 24.3% - the highest that it has ever been in Ayrshire College.

Performance, with reference to completed successful on HE FT programmes declined across the sector, however performance increased by 2.5% on the previous year in Ayrshire College. At 71.2%, this is the first time that Ayrshire College has reported success above 70%. This is perhaps reflective of evidence to suggest that HE learners coped more successfully with the disruption to learning which resulted in the majority of learning being delivered remotely in AY 2020-21.

See Appendix 1 for a full comparison with other colleges.

Part-time student success

SFC also report on part-time provision and performance for these indicators are shown in the table below. It should be noted that SFC only publish performance data for SFC funded activity whereas internal college data reports all enrolments including commercially funded courses.

Ayrshire College	2016-17	2017-18	2018-19	2019-20	2020-21	Difference
FE part-time (FEPT)	69.0%	71.7%	71.1%	68.5%	70.8%	2.3%
HE part-time (HEPT)	79.4%	80.5%	79.1%	75.0%	85.7%	10.7%
Scotland						
FE part-time (FEPT)	77.1%	78.2%	79.7%	78.0%	76.3%	-1.7%
HE part-time (HEPT)	78.6%	80.4%	78.9%	78.2%	81.3%	3.1%

FE part-time performance has increased by 2.3%, though the performance is 5.5% below sector average. FE part-time provision is extremely varied and includes:

- Work-based vocational qualifications
- Evening classes
- Community courses
- School provision

The figures also demonstrate that there has been an increase in HE part-time performance by 10.7% and this is above sector average by 4.4%.

Key Groups of Students

SFC publishes performance data for key groups of students which are tied to national measures in college regional outcome agreements.

Success by age

Age category	2019-20	2020-21	Difference
Under 18	61.3%	58.3%	-3.0%
18 – 20	66.3%	69.9%	3.6%
21 – 24	67.4%	72.7%	5.3%
25 – 40	69.2%	72.5%	3.3%
41 and over	68.0%	74.1%	6.1%

Younger students tend to make up more of the College's FE FT programmes and younger students studying practical subjects on FE FT programmes struggled with online learning and withdrew at various stages over the year.

Success by Gender

Category	2019-20	2020-21	Difference
FE females	63.7%	63.7%	0.0%
FE males	65.4%	68.3%	2.9%
HE females	70.4%	75.7%	5.3%
HE males	67.2%	71.1%	3.9%

Success by SIMD, Disability and Care-Experienced

Category	Ayrshire College 2019-20	Ayrshire College 2020-21	Difference over year	2020-21 Sector average	Comparison with sector average
SIMD10	60.9%	60.5%	-0.4%	63.2%	-2.7%
SIMD20	62.4%	63.6%	1.2%	64.1%	-0.5%
Disability	62.7%	63.7%	1.0%	63.8%	-0.1%
Care experienced	55.8%	62.9%	7.1%	56.5%	6.4%

Generally speaking, the pandemic has exacerbated existing inequalities and this is reflected in Ayrshire College's experience. It is, however, pleasing to note that performance for care-experienced students improved by 7.1% and was 6.4% above sector average.

Performance at subject level

There are eighteen subject groupings as defined by Education Scotland. The College offers fifteen at FE level and thirteen at HE level. In 2020-21, the College performed better than the sector average in six out of fifteen subjects at FE level (compared with four out of fifteen in AY 2019-20) and in seven out of thirteen subjects at HE level (compared with two out of thirteen in AY 2019-20). The College's performance was the highest in the sector for two subject groupings – Hair, Beauty and Complimentary Therapies and Sport and Leisure. (See Appendix 2 for a five-year subject trend).

3. Actions for Improvement

On an annual basis, each of the curriculum areas are analysed and ordered by risk using a scoring metric which takes into account performance over three years, year on year improvement/decline and comparison with the College average for FE and HE full-time. As mentioned previously, the exceptional circumstances caused by the pandemic require to be considered when comparing PIs over time.

Sector benchmarking information is normally reviewed by the Vice Principal Curriculum and Head of Quality Enhancement when they meet with Curriculum Assistant Principals, Heads and Curriculum Managers in late February/early March as part of the Curriculum Area Review Process. This year, they will be discussed at the Team evaluation meetings scheduled for June when staff will meet to discuss and evaluate approaches to course design, timetabling, assessment, blended learning,

student support and staff participation in CPD in order to increase positive outcomes for students.

4. Consultation

Performance indicators are discussed, in detail, at all management forums in the College and staff are engaged fully in the monitoring of performance and actions for improvement.

5. Risks

The risk of not acting to improve performance indicators could result in poorer outcomes for students and significant damage to the College's reputation.

6. Summary

All teams have a heightened focus on improving retention, increasing attainment and improving the quality of the student experience through effective learning and teaching. A key priority is to ensure that the attainment gap does not widen further as a consequence of the years of disrupted learning throughout the pandemic.

7. Conclusion

Members are invited to note the contents of this paper.

Anne Campbell
Vice Principal, Curriculum
9 May 2022

Publication

This paper will be published on the College website

Ayrshire College # 484082
05/18/2022 15:22:38

FE - Sector Benchmark PI Data - Rank Order

2016-17		2017-18		2018-19		2019-20		2020-21	
College	% Full-Time Outcome	College	% Full-Time Outcome	College	% Full-Time Outcome	College	% Full-Time Outcome	College	% Full-Time Outcome
Forth Valley	73.5	Dundee & Angus College	75.4	South Lanarkshire	71.7	Dundee & Angus College	72.1	Dundee & Angus College	73.6
Dundee & Angus College	70.8	Forth Valley	71.4	Dundee & Angus College	70.2	South Lanarkshire	71.1	Borders	69.6
South Lanarkshire	70.2	South Lanarkshire	69.7	Forth Valley	69.1	Glasgow Clyde	70.4	Forth Valley	67.9
City of Glasgow	69.1	West College Scotland	69.2	Borders	68.2	Forth Valley	70.1	West College Scotland	66.7
West College Scotland	68.7	Borders	68.7	Glasgow Clyde	68.0	City of Glasgow	69.7	Glasgow Clyde	63.9
Ayrshire College	66.9	City of Glasgow	67.9	West College Scotland	67.9	Glasgow Kelvin	68.8	City of Glasgow	61.6
NE Scotland	66.2	Ayrshire College	66.9	West Lothian	67.7	Dumfries & Galloway	67.4	Scotland Average	61.3
Borders	65.9	NE Scotland	66.6	Ayrshire College	66.2	Borders	66.1	South Lanarkshire	60.7
Scotland Average	65.3	Glasgow Clyde	66.2	City of Glasgow	65.9	West College Scotland	66.8	West Lothian	60.3
Edinburgh College	62.9	Scotland Average	66.1	Scotland Average	65.2	Scotland Average	65.7	Dumfries & Galloway	59.0
Dumfries & Galloway	62.5	West Lothian	65.5	NE Scotland	64.8	Ayrshire College	64.7	Ayrshire College	58.5
Glasgow Clyde	62.1	New College Lanarkshire	61.4	Glasgow Kelvin	63.8	West Lothian	65.3	New College Lanarkshire	58.2
West Lothian	61.9	Edinburgh College	60.7	New College Lanarkshire	63.0	Fife College	62.2	Glasgow Kelvin	57.5
Glasgow Kelvin	60.8	Glasgow Kelvin	60.2	Dumfries & Galloway	58.6	NE Scotland	61.8	NE Scotland	56.7
New College Lanarkshire	59.4	Dumfries & Galloway	59.6	Fife College	57.9	New College Lanarkshire	62.2	Edinburgh College	56.5
Fife College	57.4	Fife College	59.1	Edinburgh College	56.0	Edinburgh College	58.9	Fife College	52.7

HE - Sector Benchmark PI Data - Rank Order

2016-17		2017-18		2018-19		2019-20		2020-21	
College	% Full-Time Outcome	College	% Full-Time Outcome	College	% Full-Time Outcome	College	% Full-Time Outcome	College	% Full-Time Outcome
NE Scotland	75.0	Dundee & Angus College	76.2	South Lanarkshire	75.0	Dumfries & Galloway	82.1	Dundee & Angus College	81.9
South Lanarkshire	74.8	Glasgow Clyde	74.8	Glasgow Clyde	72.9	South Lanarkshire	77.7	South Lanarkshire	77.6
City of Glasgow	73.8	NE Scotland	74.1	Borders	72.1	Glasgow Clyde	77.3	City of Glasgow	76.6
Glasgow Clyde	73.8	South Lanarkshire	73.9	NE Scotland	72.0	City of Glasgow	76.7	Borders	75.6
Dundee & Angus College	73.2	City of Glasgow	73.9	Dundee & Angus College	71.7	Edinburgh College	75.1	Scotland Average	72.1
Edinburgh College	73.1	Borders	72.5	City of Glasgow	71.5	Dundee & Angus College	74.4	Edinburgh College	72.0
West Lothian	72.5	Edinburgh College	71.3	West Lothian	70.5	Scotland Average	73.4	Glasgow Clyde	71.3
Scotland Average	71.6	Scotland Average	71.3	Forth Valley	70.0	Glasgow Kelvin	72.3	West Lothian	71.3
Glasgow Kelvin	70.8	Forth Valley	70.9	Scotland Average	69.8	New College Lanarkshire	71.5	NE Scotland	71.2
Forth Valley	70.3	West Lothian	69.8	Dumfries & Galloway	69.7	Borders	70.7	Ayrshire College	71.2
Dumfries & Galloway	70.2	West College Scotland	69.4	Edinburgh College	69.7	Forth Valley	70.9	Forth Valley	71.0
Borders	69.6	Dumfries & Galloway	68.7	Fife College	67.6	NE Scotland	70.4	Glasgow Kelvin	69.2
West College Scotland	68.7	Glasgow Kelvin	67.7	New College Lanarkshire	66.9	Fife College	70.0	Dumfries & Galloway	69.0
Fife College	68.4	Ayrshire College	67.2	Ayrshire College	66.8	Ayrshire College	68.7	Fife College	67.4
Ayrshire College	68.0	Fife College	66.8	Glasgow Kelvin	66.5	West College Scotland	69.1	West College Scotland	67.2
New College Lanarkshire	66.5	New College Lanarkshire	66.1	West College Scotland	64.9	West Lothian	68.5	New College Lanarkshire	65.2

Ayrshire College # 4885
05/18/2022 15:22:38



Performance Indicators

Five year trend:
2016-17 to 2020-21

RAISING ASPIRATIONS

INSPIRING ACHIEVEMENT

INCREASING OPPORTUNITIES

Ayrshire College # 284082
05/18/2022 15:21:36



Art & Design

Ayrshire College # 484082
05/18/2022 15:22:38

FE - Art & Design

2016-2017

College	% Completed Successfully
Dumfries and Galloway College	78.0
Ayrshire College	71.5
City of Glasgow College	69.1
Forth Valley College	69.0
Ayrshire Average	66.9
Edinburgh College	65.5
Glasgow Clyde College	65.4
FE Average	65.3
Sector Average	64.8
West College Scotland	64.3
North East Scotland College	63.0
Dundee & Angus College	61.9
New College Lanarkshire	61.3
West Lothian College	60.0
Fife College	59.3
South Lanarkshire College	58.1
Borders College	50.9
Glasgow Kelvin College	50.4

2017-2018

College	% Completed Successfully
Dundee & Angus College	78.3
North East Scotland College	70.6
New College Lanarkshire	70.5
Glasgow Kelvin College	70.1
Ayrshire College	69.1
Sector Average	68.8
Glasgow Clyde College	67.7
Edinburgh College	67.2
Ayrshire Average	66.9
Forth Valley College	66.4
West College Scotland	66.3
FE Average	66.1
City of Glasgow College	65.4
Fife College	59.6

2018-2019

College	% Completed Successfully
Dundee & Angus College	80.1
City of Glasgow College	75.5
Glasgow Clyde College	71.3
Sector Average	71.0
Edinburgh College	70.5
New College Lanarkshire	69.8
West College Scotland	68.0
Fife College	67.7
North East Scotland College	67.6
Ayrshire Average	66.2
Glasgow Kelvin College	65.9
FE Average	65.2
Ayrshire College	61.1
Forth Valley College	59.7

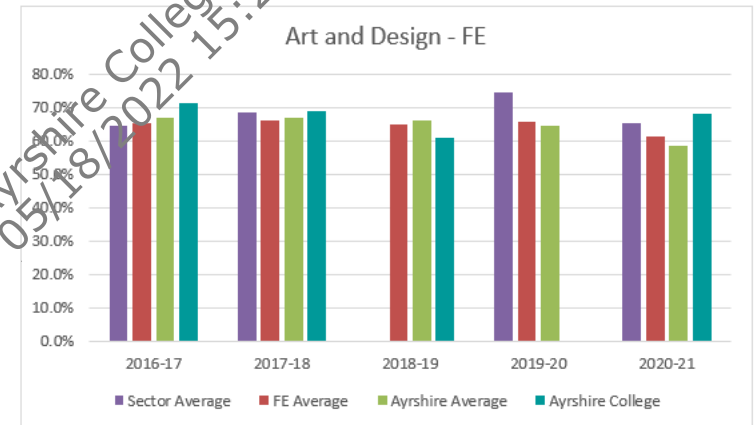
2019-20

College	% Completed Successfully
City of Glasgow College	84.9
New College Lanarkshire	82.8
Forth Valley College	78.1
Edinburgh College	77.8
Fife College	77.4
Glasgow Kelvin College	76.6
Dundee & Angus College	76.2
Sector Average	74.6
Glasgow Clyde College	72.3
FE Average	65.7
Ayrshire Average	64.6
West College Scotland	64.2
North East Scotland College	61.0
Ayrshire College	

2020-21

College	% Completed Successfully
Dundee & Angus College	76.2
City of Glasgow College	69.8
Edinburgh College	68.3
Ayrshire College	68.1
Fife College	67.7
Sector Average	65.3
Glasgow Clyde College	64.4
Glasgow Kelvin College	63.4
FE Average	61.3
North East Scotland College	61.3
Ayrshire Average	58.5
Borders	57.7
Forth Valley College	57.4
New College Lanarkshire	55.3
West College Scotland	51.5

Art and Design - FE	2016-17	2017-18	2018-19	2019-20	2020-21
Sector Average	64.8%	68.8%		74.6%	65.3%
FE Average	65.3%	66.1%	65.2%	66.0%	61.3%
Ayrshire Average	66.9%	66.9%	66.2%	64.7%	58.5%
Ayrshire College	71.5%	69.1%	61.1%		68.1%



HE - Art & Design

2016-2017

College	% Completed Successfully
Edinburgh College	85.8
Forth Valley College	83.5
Dumfries & Galloway College	82.5
Dundee & Angus College	82.5
North East Scotland College	80.1
Glasgow Clyde College	79.4
Sector Average	78.0
City of Glasgow College	77.0
Ayrshire College	76.3
Fife College	75.3
Glasgow Kelvin College	74.1
West College Scotland	71.7
HE Average	71.6
Ayrshire Average	68.0
Borders College	67.6
New College Lanarkshire	66.9
West Lothian College	52.0

2017-2018

College	% Completed Successfully
Forth Valley College	89.3
Ayrshire College	85.5
Edinburgh College	85.2
Dundee & Angus College	82.3
Glasgow Clyde College	81.0
Sector Average	78.2
North East Scotland College	77.8
West College Scotland	76.5
City of Glasgow College	76.0
Dumfries & Galloway College	75.9
New College Lanarkshire	75.4
HE Average	71.3
Glasgow Kelvin College	70.3
Fife College	67.2
Ayrshire Average	67.2

2018-2019

College	% Completed Successfully
Edinburgh College	83.4
Glasgow Clyde College	81.1
Fife College	80.6
Forth Valley College	80.2
Ayrshire College	78.4
North East Scotland College	76.1
Sector Average	76.0
City of Glasgow College	74.3
West College Scotland	70.3
HE Average	69.8
Dundee & Angus College	67.8
Ayrshire Average	66.8
New College Lanarkshire	65.4
Glasgow Kelvin College	61.7

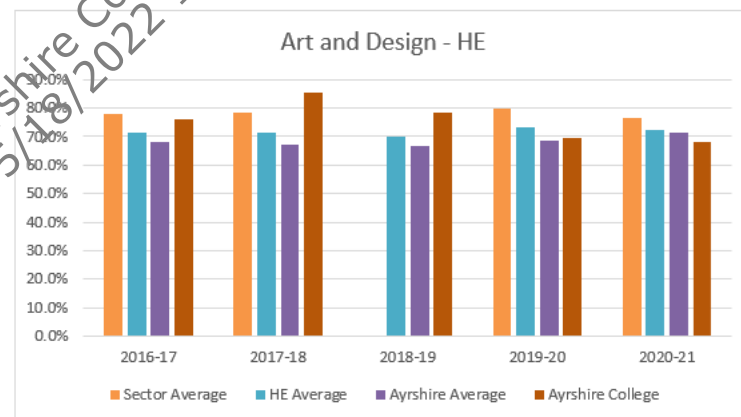
2019-20

College	% Completed Successfully
Edinburgh College	87.8
Forth Valley College	84.7
Glasgow Clyde College	83.8
Dundee & Angus College	82.0
City of Glasgow College	80.4
New College Lanarkshire	80.0
Sector Average	79.9
Fife College	78.5
HE Average	73.4
North East Scotland College	73.3
West College Scotland	70.0
Ayrshire College	69.7
Ayrshire Average	68.7
Glasgow Kelvin College	67.9

2020-21

College	% Completed Successfully
Edinburgh College	85.1
Glasgow Kelvin College	83.6
Dundee & Angus College	81.7
Forth Valley College	81.6
City of Glasgow College	79.1
Sector Average	76.5
Glasgow Clyde College	76.0
Fife College	73.8
HE Average	72.1
Dumfries & Galloway	72.0
Ayrshire Average	71.2
Ayrshire College	68.3
North East Scotland College	67.6
West College Scotland	67.2
New College Lanarkshire	59.0

Art and Design - HE	2016-17	2017-18	2018-19	2019-20	2020-21
Sector Average	78.0%	78.2%		79.9%	76.5%
HE Average	71.6%	71.3%	69.8%	73.4%	72.1%
Ayrshire Average	68.0%	67.2%	66.8%	68.7%	71.2%
Ayrshire College	76.3%	85.5%	78.4%	69.7%	68.3%



Business, Management & Admin

Ayrshire College # 484082
05/18/2022 15:22:38

FE - Business, Management & Admin

2016-2017

College	% Completed Successfully
Forth Valley College	84.3
Dundee & Angus College	76.6
Borders College	75.8
South Lanarkshire College	74.2
Dumfries & Galloway College	71.7
Ayrshire College	69.9
West Lothian College	69.1
City of Glasgow College	68.9
Ayrshire Average	66.9
FE Average	65.3
Sector Average	65.2
Glasgow Kelvin College	60.6
New College Lanarkshire	60.1
Fife College	59.3
Glasgow Clyde College	58.9
North East Scotland College	56.4
West College Scotland	54.6
Edinburgh College	49.1

2017-2018

College	% Completed Successfully
Forth Valley College	79.7
North East Scotland College	76.2
Dundee & Angus College	74.8
Borders College	70.8
New College Lanarkshire	70.7
Glasgow Kelvin College	70.0
Fife College	68.9
West Lothian College	68.5
Ayrshire Average	66.9
FE Average	66.1
Ayrshire College	61.5
Sector Average	61.0
Glasgow Clyde College	60.8
West College Scotland	54.0
Edinburgh College	44.4

2018-2019

College	% Completed Successfully
West Lothian College	87.2
Forth Valley College	79.1
Borders College	74.2
Glasgow Kelvin College	70.7
Fife College	70.4
South Lanarkshire College	67.8
Ayrshire Average	66.2
FE Average	65.2
Sector Average	62.2
Glasgow Clyde College	64.8
Dundee & Angus College	64.3
West College Scotland	62.8
New College Lanarkshire	62.2
Ayrshire College	60.5
North East Scotland College	54.5
Edinburgh College	38.2

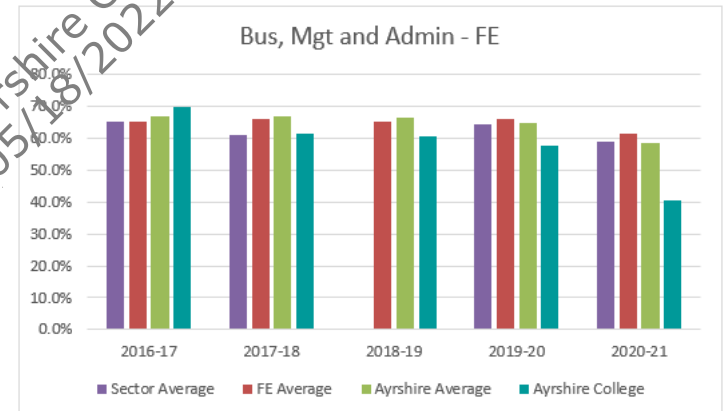
2019-20

College	% Completed Successfully
West Lothian College	87.9
South Lanarkshire College	76.8
Forth Valley College	72.6
Borders College	72.1
Glasgow Clyde College	71.8
Dundee & Angus College	67.7
City of Glasgow College	67.2
FE Average	65.7
Ayrshire Average	64.6
Sector Average	64.2
Fife College	63.2
West College Scotland	62.5
Glasgow Kelvin College	60.4
Ayrshire College	57.5
North East Scotland College	55.9
New College Lanarkshire	52.4
Edinburgh College	47.5

2020-21

College	% Completed Successfully
West Lothian College	87.5
Dumfries & Galloway	74.5
South Lanarkshire College	73.5
Dundee & Angus College	71.0
Borders College	67.3
City of Glasgow College	65.6
Forth Valley College	63.4
Glasgow Kelvin College	62.0
Fife College	61.7
FE Average	61.3
Sector Average	59.0
Ayrshire Average	58.5
New College Lanarkshire	57.5
Glasgow Clyde College	56.0
North East Scotland College	53.3
West College Scotland	50.9
Edinburgh College	47.1
Ayrshire College	40.3

Bus, Mgt and Admin - FE	2016-17	2017-18	2018-19	2019-20	2020-21
Sector Average	65.2%	61.0%		64.2%	59.0%
FE Average	65.3%	66.1%	65.2%	66.0%	61.3%
Ayrshire Average	66.9%	66.9%	66.2%	64.7%	58.5%
Ayrshire College	69.9%	61.5%	60.5%	57.5%	40.3%



HE - Business, Management & Admin

2016-2017

College	% Completed Successfully
West Lothian College	82.4
North East Scotland College	77.2
Borders College	76.3
Glasgow Clyde College	74.9
City of Glasgow College	73.7
Dundee & Angus College	73.2
HE Average	71.6
Fife College	71.0
Sector Average	70.4
Glasgow Kelvin College	69.7
Ayrshire Average	68.0
Forth Valley College	66.8
Ayrshire College	66.3
Dumfries & Galloway College	66.0
South Lanarkshire College	65.6
Edinburgh College	64.3
West College Scotland	61.6
New College Lanarkshire	60.9

2017-2018

College	% Completed Successfully
Glasgow Clyde College	79.5
Borders College	79.3
West Lothian College	76.3
Forth Valley College	76.0
City of Glasgow College	75.9
South Lanarkshire College	72.8
Dumfries & Galloway College	71.9
Dundee & Angus College	71.9
Sector Average	71.7
HE Average	71.3
New College Lanarkshire	70.7
Fife College	69.4
West College Scotland	68.0
Ayrshire Average	67.2
Ayrshire College	63.2
Edinburgh College	62.0
Glasgow Kelvin College	61.7
North East Scotland College	44.2

2018-2019

College	% Completed Successfully
West Lothian College	80.7
Forth Valley College	80.4
Borders College	77.8
Dumfries & Galloway College	77.0
Glasgow Clyde College	72.9
City of Glasgow College	72.6
North East Scotland College	70.3
South Lanarkshire College	70
Fife College	70.0
HE Average	69.8
Sector Average	69.1
Ayrshire Average	66.8
Dundee & Angus College	66.2
New College Lanarkshire	63.7
Edinburgh College	62.0
Ayrshire College	61.2
West College Scotland	57.4
Glasgow Kelvin College	57.0

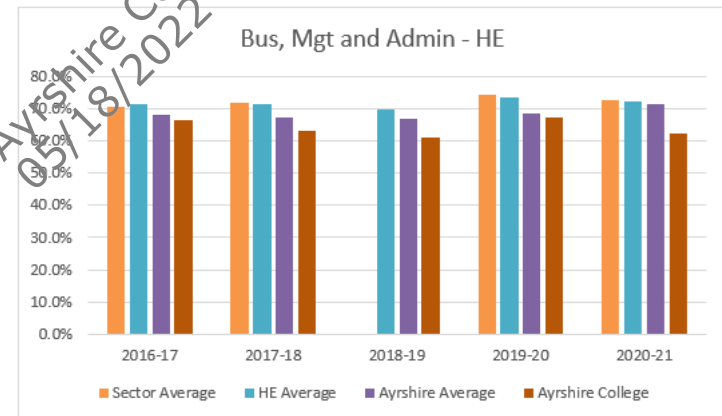
2019-20

College	% Completed Successfully
West Lothian College	84.6
Forth Valley College	76.3
Dumfries & Galloway College	86.3
Glasgow Clyde College	77.1
City of Glasgow College	79.1
North East Scotland College	73.2
South Lanarkshire College	79.4
Fife College	74.1
HE Average	73.4
Sector Average	74.4
Ayrshire Average	68.7
Dundee & Angus College	66.4
New College Lanarkshire	66.1
Edinburgh College	72.8
Ayrshire College	67.2
West College Scotland	67.8
Glasgow Kelvin College	62.6

2020-21

College	% Completed Successfully
Forth Valley College	80.8
South Lanarkshire College	80.6
Dundee & Angus College	80.4
City of Glasgow College	78.7
West Lothian College	77.5
Glasgow Clyde College	73.0
Sector Average	72.6
HE Average	72.1
Ayrshire Average	71.2
Fife College	69.8
North East Scotland College	69.2
Dumfries & Galloway College	67.0
Edinburgh College	66.3
New College Lanarkshire	65.4
West College Scotland	63.4
Glasgow Kelvin College	63.2
Ayrshire College	62.1

Bus, Mgt and Admin - HE	2016-17	2017-18	2018-19	2019-20	2020-21
Sector Average	70.4%	71.7%		74.4%	72.6%
HE Average	71.6%	71.3%	69.8%	73.4%	72.1%
Ayrshire Average	68.0%	67.2%	66.8%	68.7%	71.2%
Ayrshire College	66.3%	63.2%	61.2%	67.2%	62.1%



Care

Ayrshire College # 484082
05/18/2022 15:22:38

FE - Care

2016-2017

College	% Completed Successfully
City of Glasgow College	80.1
Forth Valley College	79.6
West Lothian College	79.0
South Lanarkshire College	74.9
Borders College	70.3
Ayrshire College	67.4
Fife College	67.3
Ayrshire Average	66.9
FE Average	65.3
Sector Average	64.1
North East Scotland	63.5
Glasgow Kelvin College	62.6
New College Lanarkshire	61.9
West College Scotland	61.6
UHI	61.1
Dundee & Angus College	60.1
Glasgow Clyde College	57.0
Edinburgh College	54.1
Dumfries & Galloway College	53.8

2017-2018

College	% Completed Successfully
West Lothian College	78.2
Forth Valley College	75.9
City of Glasgow College	74.5
South Lanarkshire College	70.6
Borders College	68.8
Fife College	68.0
Dundee & Angus College	67.1
Ayrshire Average	66.9
West College Scotland	66.3
UHI	66.2
FE Average	66.1
Sector Average	65.3
Glasgow Clyde College	63.8
Dumfries & Galloway College	62.3
New College Lanarkshire	62.1
Ayrshire College	60.9
North East Scotland	58.3
Glasgow Kelvin College	55.6
Edinburgh College	53.2

2018-2019

College	% Completed Successfully
West Lothian College	82.4
South Lanarkshire College	75.4
City of Glasgow College	69.6
Forth Valley College	68.7
Borders College	67.5
Glasgow Clyde College	67.4
Ayrshire Average	66.2
FE Average	65.2
Dundee & Angus College	62.5
Ayrshire College	62.4
Sector Average	62.3
Fife College	62.0
Dumfries & Galloway College	60.6
Glasgow Kelvin College	60.4
West College Scotland	60.3
UHI	60.0
New College Lanarkshire	57.6
Edinburgh College	47.0
North East Scotland	46.5

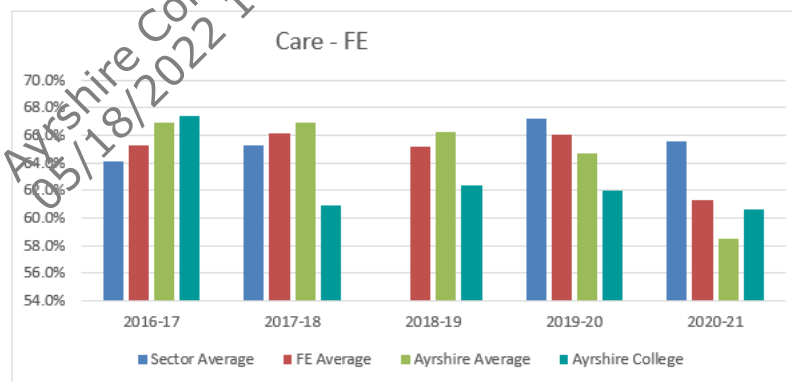
2019-20

College	% Completed Successfully
West Lothian College	83.5
Borders College	74.0
South Lanarkshire College	73.9
Forth Valley College	71.6
Dundee & Angus College	70.9
City of Glasgow College	70.4
UHI	68.4
West College Scotland	68.3
Fife College	68.0
Glasgow Clyde College	67.5
Sector Average	67.2
FE Average	65.7
Dumfries & Galloway College	64.9
Ayrshire Average	64.6
Glasgow Kelvin College	63.3
Ayrshire College	62.0
North East Scotland	61.4
New College Lanarkshire	61.0
Edinburgh College	52.0

2020-21

College	% Completed Successfully
West Lothian College	86.5
Dundee & Angus College	78.9
City of Glasgow College	78.5
South Lanarkshire College	75.4
Fife College	72.0
Borders College	71.9
Dumfries & Galloway College	69.9
Forth Valley College	66.3
Sector Average	65.6
Glasgow Clyde College	65.3
UHI	63.1
Edinburgh College	61.7
Glasgow Kelvin College	61.6
FE Average	61.3
Ayrshire College	60.6
Ayrshire Average	58.5
North East Scotland	58.0
West College Scotland	56.3
New College Lanarkshire	56.3

Care - FE	2016-17	2017-18	2018-19	2019-20	2020-21
Sector Average	64.1%	65.3%	65.2%	67.2%	65.6%
FE Average	65.3%	66.1%	66.2%	66.0%	61.3%
Ayrshire Average	66.9%	66.9%	66.2%	64.7%	58.5%
Ayrshire College	67.4%	60.9%	62.4%	62.0%	60.6%



HE - Care

2016-2017

College	% Completed Successfully
Edinburgh College	81.2
South Lanarkshire College	80.3
West Lothian College	80.3
City of Glasgow College	78.3
Borders College	77.7
Glasgow Clyde College	77.6
Glasgow Kelvin College	74.6
Sector Average	72.4
North East Scotland	72.2
Ayrshire College	72.0
West College Scotland	71.7
HE Average	71.6
Ayrshire Average	68.0
Forth Valley College	67.8
Dumfries & Galloway College	67.0
New College Lanarkshire	65.7
Dundee & Angus College	61.0
Fife College	60.1

2017-2018

College	% Completed Successfully
South Lanarkshire College	79.4
Borders College	78.9
Glasgow Clyde College	78.2
West College Scotland	76.0
Edinburgh College	75.0
City of Glasgow College	73.1
Sector Average	72.5
Ayrshire College	72.2
Fife College	71.8
West Lothian College	71.8
HE Average	71.3
North East Scotland	68.6
New College Lanarkshire	67.6
Ayrshire Average	67.2
Forth Valley College	66.5
Glasgow Kelvin College	65.7
Dundee & Angus College	63.6
Dumfries & Galloway College	62.2

2018-2019

College	% Completed Successfully
Borders College	84.0
South Lanarkshire College	81.5
Glasgow Clyde College	75.6
West College Scotland	74.1
Ayrshire College	73.2
City of Glasgow College	73.0
North East Scotland	72.1
Sector Average	72.0
Fife College	71.8
Forth Valley College	70.8
Glasgow Kelvin College	70.7
West Lothian College	69.9
HE Average	69.8
Dumfries & Galloway College	69.4
Edinburgh College	68.8
Ayrshire Average	66.8
New College Lanarkshire	65.7
Dundee & Angus College	59.0

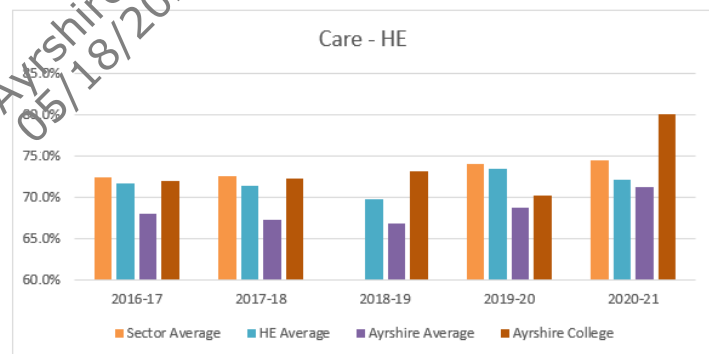
2019-20

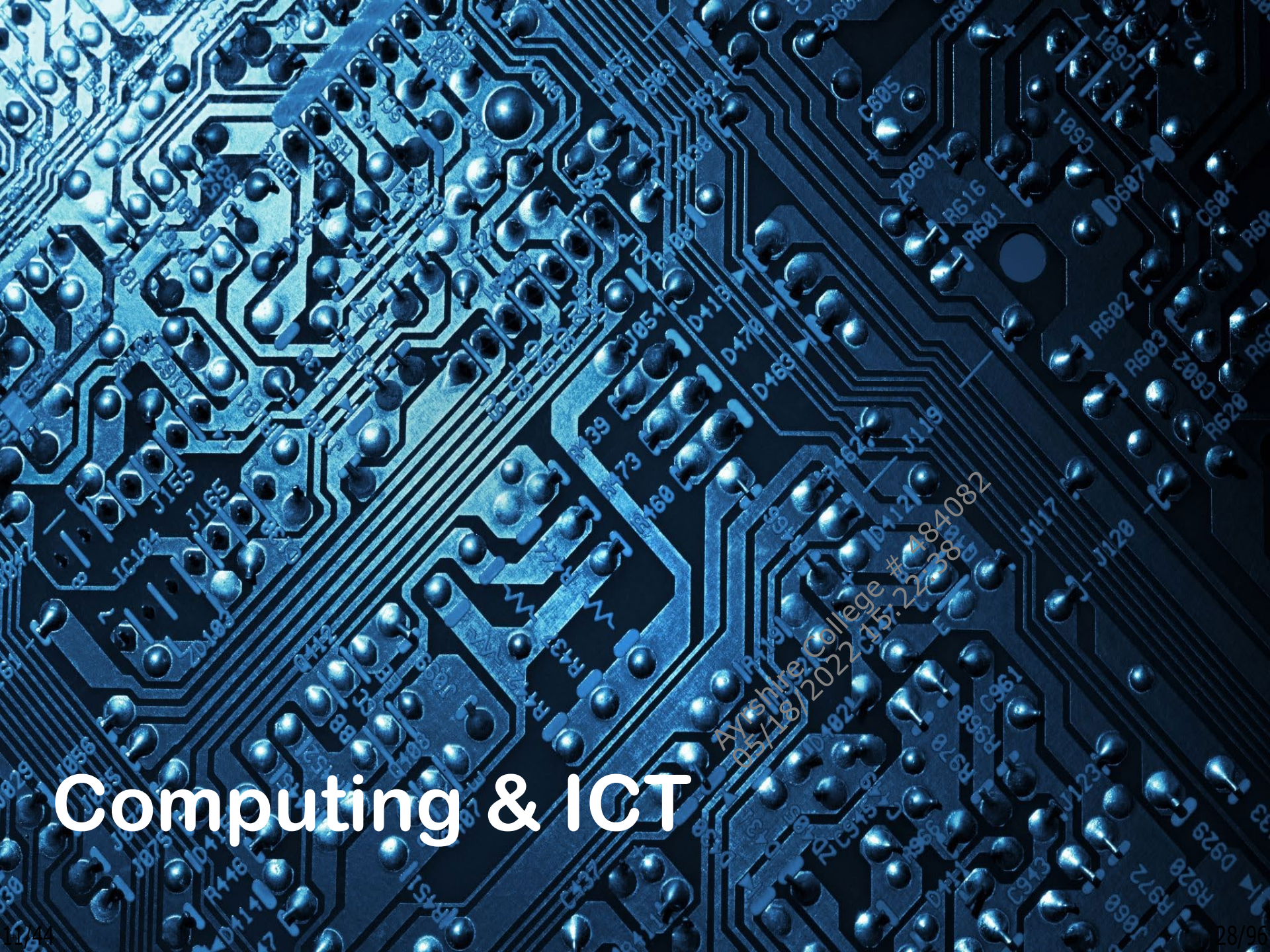
College	% Completed Successfully
Borders College	85.2
Dumfries & Galloway College	83.2
South Lanarkshire College	79.5
Glasgow Clyde College	79.4
West Lothian College	78.5
City of Glasgow College	77.0
Glasgow Kelvin College	76.7
Fife College	74.5
Forth Valley College	74.3
Sector Average	74.0
Dundee & Angus College	73.7
HE Average	73.4
Ayrshire College	70.2
Edinburgh College	70.1
North East Scotland	69.9
New College Lanarkshire	69.2
Ayrshire Average	68.7
West College Scotland	66.6

2020-21

College	% Completed Successfully
Borders College	84.9
South Lanarkshire College	83.1
West Lothian College	81.0
Ayrshire College	80.0
North East Scotland	79.8
Glasgow Clyde College	78.7
West College Scotland	77.0
Dundee & Angus College	75.9
Sector Average	74.5
Dumfries & Galloway College	73.0
HE Average	72.1
Fife College	71.8
Ayrshire Average	71.2
Forth Valley College	69.4
City of Glasgow College	69.1
New College Lanarkshire	68.9
Edinburgh College	68.8
Glasgow Kelvin College	67.7

Care - HE	2016-17	2017-18	2018-19	2019-20	2020-21
Sector Average	72.4%	72.5%		74.0%	74.5%
HE Average	71.6%	71.3%	69.8%	73.4%	72.1%
Ayrshire Average	68.0%	67.2%	66.8%	68.7%	71.2%
Ayrshire College	72.0%	72.2%	73.2%	70.2%	80.0%





Computing & ICT

Ayrshire College #484082
05/18/2022 15:22:38

FE - Computing & ICT

2016-2017

College	% Completed Successfully
Forth Valley College	93.6
City of Glasgow College	76.2
Ayrshire College	68.6
Fife College	68.0
West College Scotland	67.0
Ayrshire Average	66.9
FE Average	65.3
Sector Average	65.2
Dundee & Angus College	63.3
Dumfries & Galloway College	60.7
Edinburgh College	60.7
North East Scotland College	60.4
West Lothian College	59.0
New College Lanarkshire	57.7
Borders College	53.8
Glasgow Clyde College	51.5
Glasgow Kelvin College	51.4

2017-2018

College	% Completed Successfully
Forth Valley College	90.8
City of Glasgow College	77.7
West College Scotland	70.4
West Lothian College	67.0
Ayrshire Average	66.9
North East Scotland College	66.7
New College Lanarkshire	66.4
FE Average	66.1
Sector Average	66.1
Dundee & Angus College	66.0
Ayrshire College	64.7
Glasgow Clyde College	64.4
Fife College	60.3
Edinburgh College	55.8
Dumfries & Galloway College	55.4
Glasgow Kelvin College	52.6
Borders College	50.0

2018-2019

College	% Completed Successfully
Forth Valley College	88.4
West Lothian College	76.1
City of Glasgow College	70.0
Fife College	67.9
North East Scotland College	67.4
Ayrshire Average	66.2
Dundee & Angus College	65.7
FE Average	65.2
Sector Average	64.9
Dumfries & Galloway College	63.5
Ayrshire College	62.0
West College Scotland	61.8
New College Lanarkshire	59.6
Glasgow Clyde College	57.8
Edinburgh College	57.4
Glasgow Kelvin College	53.8

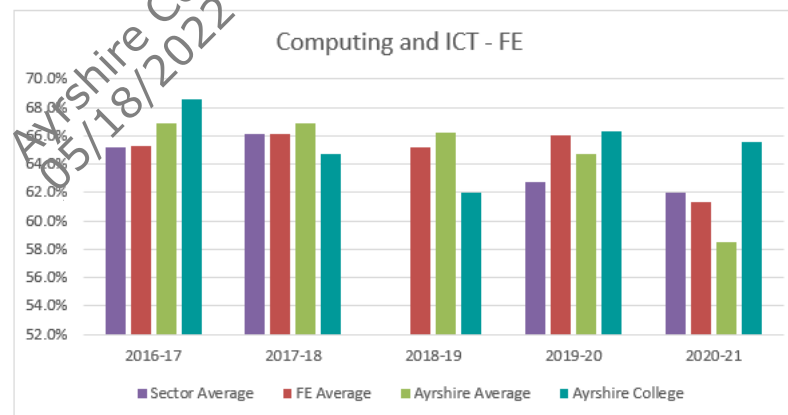
2019-20

College	% Completed Successfully
Forth Valley College	82.6
Dundee & Angus College	69.1
West Lothian College	67.9
Ayrshire College	66.3
FE Average	65.7
Ayrshire Average	64.6
City of Glasgow College	64.5
Edinburgh College	63.9
Sector Average	62.7
West College Scotland	61.5
Glasgow Clyde College	60.2
New College Lanarkshire	59.0
North East Scotland College	54.9
Fife College	48.8
Glasgow Kelvin College	47.4

2020-21

College	% Completed Successfully
West Lothian College	90.0
Forth Valley College	76.2
Dundee & Angus College	72.0
New College Lanarkshire	67.4
Ayrshire College	65.6
City of Glasgow College	64.8
Sector Average	62.0
FE Average	61.3
Ayrshire Average	58.5
Edinburgh College	55.7
Glasgow Clyde College	51.3
North East Scotland College	48.9
West College Scotland	48.4
Fife College	47.7

Computing & ICT - FE	2016-17	2017-18	2018-19	2019-20	2020-21
Sector Average	65.2%	66.1%		62.7%	62.0%
FE Average	65.3%	66.1%	65.2%	66.0%	61.3%
Ayrshire Average	66.9%	66.9%	66.2%	64.7%	58.5%
Ayrshire College	68.6%	64.7%	62.0%	66.3%	65.6%



HE - Computing & ICT

2016-2017

College	% Completed Successfully
Forth Valley College	80.3
Glasgow Kelvin College	80.0
North East Scotland College	79.1
Dundee & Angus College	78.1
West Lothian College	73.3
HE Average	71.6
Glasgow Clyde College	71.3
Dumfries & Galloway College	70.6
West College Scotland	70.0
Sector Average	69.7
Fife College	68.7
Ayrshire Average	68.0
Edinburgh College	67.0
City of Glasgow College	65.8
New College Lanarkshire	62.6
Ayrshire College	59.7
Borders College	41.7

2017-2018

College	% Completed Successfully
Dundee & Angus College	76.5
North East Scotland College	74.4
Forth Valley College	74.1
West Lothian College	72.7
Dumfries & Galloway College	72.2
Edinburgh College	71.9
HE Average	71.3
City of Glasgow College	70.9
Sector Average	69.6
West College Scotland	68.6
Ayrshire Average	67.2
Fife College	67.1
Glasgow Clyde College	65.6
Ayrshire College	63.1
New College Lanarkshire	58.2

2018-2019

College	% Completed Successfully
Dumfries & Galloway College	84.3
North East Scotland College	74.0
Dundee & Angus College	73.1
Forth Valley College	73.1
West Lothian College	72.1
HE Average	69.8
Fife College	68.8
Sector Average	68.4
West College Scotland	68.1
New College Lanarkshire	67.2
Ayrshire Average	66.8
City of Glasgow College	66.2
Glasgow Clyde College	66.2
Edinburgh College	65.8
Ayrshire College	63.9

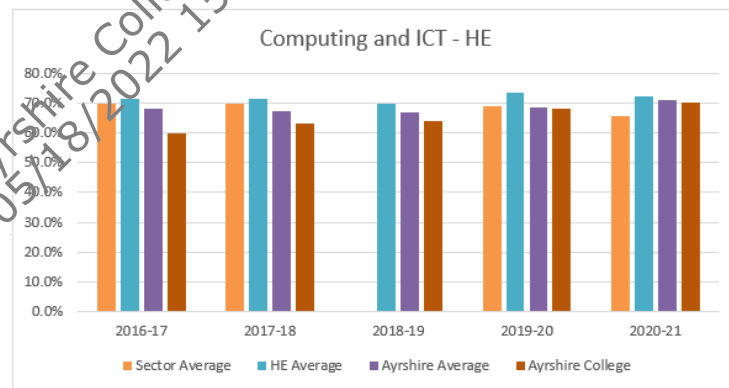
2019-20

College	% Completed Successfully
Dundee & Angus College	77.3
Glasgow Clyde College	76.5
HE Average	73.4
New College Lanarkshire	70.2
City of Glasgow College	69.6
Edinburgh College	69.2
Sector Average	69.0
Ayrshire Average	68.7
Ayrshire College	68.3
North East Scotland College	67.6
Forth Valley College	67.2
West College Scotland	66.5
Fife College	60.9
West Lothian College	60.5

2020-21

College	% Completed Successfully
Dundee & Angus College	82.7
HE Average	72.1
Ayrshire Average	71.2
Glasgow Kelvin College	71.2
Ayrshire College	70.4
North East Scotland College	70.1
West Lothian College	68.6
City of Glasgow College	67.7
Edinburgh College	66.3
Sector Average	65.5
Fife College	62.5
Forth Valley College	61.8
Glasgow Clyde College	58.1
West College Scotland	58.1
New College Lanarkshire	57.0

Computing & ICT - HE	2016-17	2017-18	2018-19	2019-20	2020-21
Sector Average	69.7%	69.6%		69.0%	65.5%
HE Average	71.6%	71.3%	69.8%	73.4%	72.1%
Ayrshire Average	68.0%	67.2%	66.8%	68.7%	71.2%
Ayrshire College	59.7%	63.1%	63.9%	68.3%	70.4%



Construction



Alameda College # 484082
05/18/2022 15:22:38

FE - Construction

2016-2017

College	% Completed Successfully
Forth Valley College	85.7
UHI	81.4
Dundee and Angus College	78.4
Glasgow Kelvin College	77.6
West College Scotland	77.3
South Lanarkshire College	76.5
Sector Average	73.2
Borders College	72.5
Fife College	72.0
Dumfries & Galloway College	71.0
West Lothian College	68.8
North East Scotland College	68.8
Ayrshire College	68.3
Glasgow Clyde College	68.0
City of Glasgow College	67.4
Ayrshire Average	66.9
FE Average	65.3
Edinburgh College	62.9
New College Lanarkshire	49.9

2017-2018

College	% Completed Successfully
UHI	83.6
Glasgow Kelvin College	81.4
Dundee & Angus College	79.1
South Lanarkshire College	78.5
Fife College	77.7
Forth Valley College	77.2
Ayrshire College	76.4
West College Scotland	76.4
Sector Average	76.1
North East Scotland	75.4
Edinburgh College	73.7
West Lothian College	72.8
City of Glasgow College	72.3
Glasgow Clyde College	71.0
Borders College	70.7
Dumfries & Galloway College	69.9
Ayrshire Average	66.9
FE Average	66.1
New College Lanarkshire	58.7

2018-2019

College	% Completed Successfully
UHI	83.6
Glasgow Kelvin College	81.6
Borders College	81.3
South Lanarkshire College	79.9
West Lothian College	79.5
Forth Valley College	77.8
West College Scotland	77.1
Dundee & Angus College	76.2
Fife College	75.8
Sector Average	75.6
Ayrshire College	74.4
Glasgow Clyde College	73.5
North East Scotland	73.1
Edinburgh College	71.3
City of Glasgow College	68.4
Ayrshire Average	66.2
FE Average	65.2
Dumfries & Galloway College	65.0
New College Lanarkshire	60.9

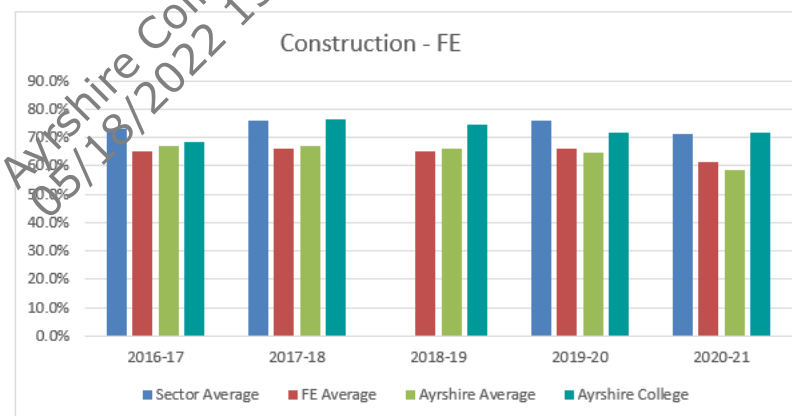
2019-20

College	% Completed Successfully
UHI	87.7
Dumfries & Galloway College	87.2
Forth Valley College	86.9
South Lanarkshire College	78.8
Glasgow Clyde College	78.0
Dundee & Angus College	77.8
Glasgow Kelvin College	77.4
Borders College	76.9
North East Scotland	76.8
Sector Average	76.0
West College Scotland	74.0
New College Lanarkshire	72.4
Ayrshire College	71.7
Fife College	71.5
Edinburgh College	65.8
FE Average	65.7
Ayrshire Average	64.6
City of Glasgow College	63.3
West Lothian College	58.3

2020-21

College	% Completed Successfully
Borders College	82.8
West College Scotland	82.5
UHI	78.5
Dumfries & Galloway College	78.2
Dundee & Angus College	77.7
Glasgow Clyde College	75.9
Ayrshire College	71.8
Edinburgh College	71.3
Sector Average	71.0
City of Glasgow College	70.3
South Lanarkshire College	70.1
Fife College	69.3
West Lothian College	69.1
Glasgow Kelvin College	66.8
North East Scotland	66.7
FE Average	61.3
Ayrshire Average	58.5
Forth Valley College	55.9
New College Lanarkshire	55.2

Construction - FE	2016-17	2017-18	2018-19	2019-20	2020-21
Sector Average	73.2%	76.1%		76.0%	71.0%
FE Average	65.3%	66.1%	65.2%	66.0%	61.3%
Ayrshire Average	66.9%	66.9%	66.2%	64.7%	58.5%
Ayrshire College	68.3%	76.4%	74.4%	71.7%	71.8%



HE - Construction

2016-2017

College	% Completed Successfully
West College Scotland	86.9
South Lanarkshire College	84.3
Edinburgh College	83.8
Glasgow Kelvin College	80.1
Ayrshire College	78.7
New College Lanarkshire	78.7
North East Scotland College	78.5
Sector Average	77.9
City of Glasgow College	76.8
Fife College	74.0
HE Average	71.6
Glasgow Clyde College	69.8
Dundee and Angus College	69.4
Ayrshire Average	68.0
Forth Valley College	67.5
West Lothian College	63.9

2017-2018

College	% Completed Successfully
Ayrshire College	89.0
West College Scotland	86.6
Dundee & Angus College	86.3
South Lanarkshire College	80.2
West Lothian College	79.7
Edinburgh College	79.3
New College Lanarkshire	78.7
Forth Valley College	77.6
Sector Average	77.5
Glasgow Kelvin College	76.5
North East Scotland	75.0
City of Glasgow College	72.8
Fife College	72.6
HE Average	71.3
Ayrshire Average	67.2
Glasgow Clyde College	64.3

2018-2019

College	% Completed Successfully
South Lanarkshire College	88.4
Dundee & Angus College	88.0
West College Scotland	81.4
North East Scotland	80.6
Ayrshire College	78.9
Sector Average	77.3
Forth Valley College	76.6
Glasgow Kelvin College	76.5
New College Lanarkshire	75.9
City of Glasgow College	74.9
Edinburgh College	72.6
Fife College	72.4
HE Average	69.8
Ayrshire Average	66.8
Glasgow Clyde College	65.3
West Lothian College	63.4

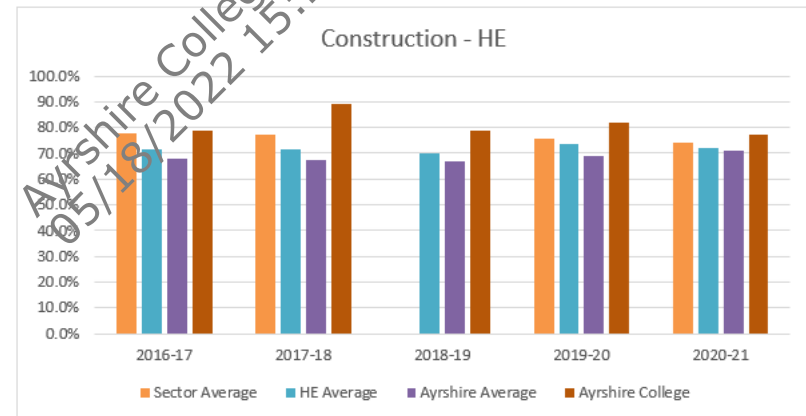
2019-20

College	% Completed Successfully
South Lanarkshire College	87.6
New College Lanarkshire	86.8
Glasgow Kelvin College	83.7
Ayrshire College	81.7
Glasgow Clyde College	80.4
West Lothian College	77.8
Sector Average	75.8
HE Average	73.4
Edinburgh College	70.4
Fife College	69.4
Ayrshire Average	68.7
City of Glasgow College	68.3
Forth Valley College	67.9
Dundee & Angus College	67.4

2020-21

College	% Completed Successfully
South Lanarkshire College	88.8
Glasgow Clyde College	82.1
Forth Valley College	79.2
Ayrshire College	77.5
Dundee & Angus College	76.1
Sector Average	73.9
New College Lanarkshire	72.2
HE Average	72.1
Ayrshire Average	71.2
Edinburgh College	70.6
City of Glasgow College	70.0
Glasgow Kelvin College	68.1
Fife College	67.7
West Lothian College	67.4

Construction - HE	2016-17	2017-18	2018-19	2019-20	2020-21
Sector Average	77.9%	77.5%		75.8%	73.9%
HE Average	71.6%	71.3%	69.8%	73.4%	72.1%
Ayrshire Average	68.0%	67.2%	66.8%	68.7%	71.2%
Ayrshire College	78.7%	89.0%	78.9%	81.7%	77.5%



Engineering



FE - Engineering

2016-2017

College	% Completed Successfully
Forth Valley College	94.2
Fife College	80.4
UHI	76.5
Sector Average	75.4
City of Glasgow College	74.8
West College Scotland	73.8
New College Lanarkshire	73.7
Borders College	73.0
North East Scotland	72.6
Glasgow Clyde College	71.7
Dundee & Angus College	71.6
Edinburgh College	70.9
Ayrshire College	68.7
Ayrshire Average	66.9
FE Average	65.3
Glasgow Kelvin College	64.4
Dumfries & Galloway College	62.7
West Lothian College	60.9

2017-2018

College	% Completed Successfully
Forth Valley College	92.0
West College Scotland	79.1
UHI	77.8
Dundee & Angus College	75.5
Glasgow Clyde College	74.8
Sector Average	73.9
New College Lanarkshire	73.5
Ayrshire College	72.2
North East Scotland	72.2
City of Glasgow College	71.1
West Lothian College	69.4
Fife College	69.2
Ayrshire Average	66.9
Glasgow Kelvin College	68.6
Dumfries & Galloway College	66.9
FE Average	66.1
Edinburgh College	65.6
Borders College	64.9

2018-2019

College	% Completed Successfully
Forth Valley College	86.6
Glasgow Clyde College	79.9
UHI	78.2
Ayrshire College	77.4
West College Scotland	76.6
Dumfries & Galloway College	76.3
New College Lanarkshire	74.5
Sector Average	73.9
Fife College	72.8
Borders College	70.6
Dundee & Angus College	69.6
North East Scotland	68.6
Edinburgh College	66.5
Ayrshire Average	66.2
West Lothian College	66.2
FE Average	65.2
Glasgow Kelvin College	63.3
City of Glasgow College	57.6

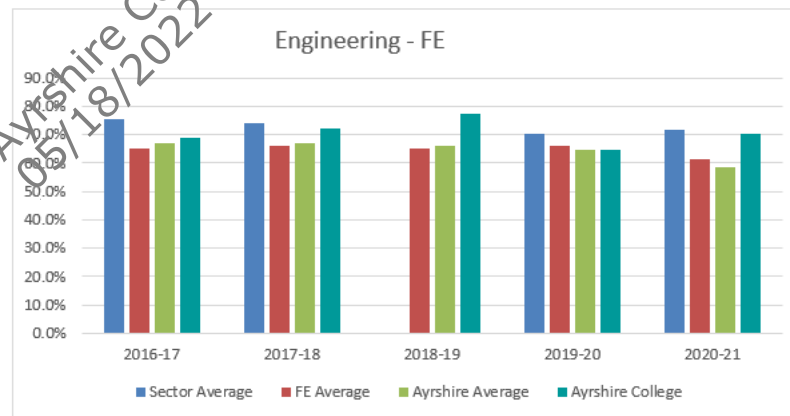
2019-20

College	% Completed Successfully
Forth Valley College	90.3
Glasgow Clyde College	79.2
Dumfries & Galloway College	78.8
Fife College	78.7
Dundee & Angus College	78.6
UHI	77.3
Sector Average	70.4
Borders College	70.1
Glasgow Kelvin College	69.4
New College Lanarkshire	67.0
North East Scotland	67.0
West College Scotland	65.8
FE Average	65.7
Ayrshire Average	64.6
Ayrshire College	64.5
City of Glasgow College	52.8
West Lothian College	50.7
Edinburgh College	46.8

2020-21

College	% Completed Successfully
West College Scotland	81.3
Forth Valley College	79.8
Dundee & Angus College	78.9
UHI	74.7
North East Scotland	74.1
Glasgow Clyde College	73.3
West Lothian College	73.0
Sector Average	71.7
Borders College	71.6
Ayrshire College	70.4
New College Lanarkshire	68.7
City of Glasgow College	67.2
Fife College	67.1
Dumfries & Galloway College	64.5
FE Average	61.3
Edinburgh College	59.8
Ayrshire Average	58.5
Glasgow Kelvin College	53.1

Engineering - FE	2016-17	2017-18	2018-19	2019-20	2020-21
Sector Average	75.4%	73.9%		70.4%	71.7%
FE Average	65.3%	66.1%	65.2%	66.0%	61.3%
Ayrshire Average	66.9%	66.9%	66.2%	64.7%	58.5%
Ayrshire College	68.7%	72.2%	77.4%	64.5%	70.4%



HE - Engineering

2016-2017

College	% Completed Successfully
Forth Valley College	84.2
Glasgow Clyde College	77.4
Ayrshire College	72.4
Sector Average	72.4
North East Scotland	72.0
Fife College	71.8
HE Average	71.6
Edinburgh College	71.1
New College Lanarkshire	71.1
Glasgow Kelvin College	69.8
City of Glasgow College	68.8
Ayrshire Average	68.0
Dundee & Angus College	67.3
West Lothian College	64.4
West College Scotland	60.7
Dumfries & Galloway College	52.0

2017-2018

College	% Completed Successfully
Forth Valley College	80.7
Edinburgh College	78.0
Dundee & Angus College	77.2
North East Scotland	76.1
Fife College	75.2
Sector Average	73.6
Glasgow Clyde College	72.8
City of Glasgow College	71.9
Ayrshire College	71.4
HE Average	71.3
Glasgow Kelvin College	69.3
New College Lanarkshire	67.8
Ayrshire Average	67.2
West College Scotland	64.4
West Lothian College	62.6

2018-2019

College	% Completed Successfully
West Lothian College	87.2
Forth Valley College	78.4
North East Scotland	76.1
Edinburgh College	74.9
Fife College	72.0
Glasgow Clyde College	71.0
HE Average	69.8
Sector Average	69.7
Ayrshire College	68.0
Dundee & Angus College	66.9
Ayrshire Average	66.8
Glasgow Kelvin College	64.8
New College Lanarkshire	60.4
City of Glasgow College	60.1
West College Scotland	52.7

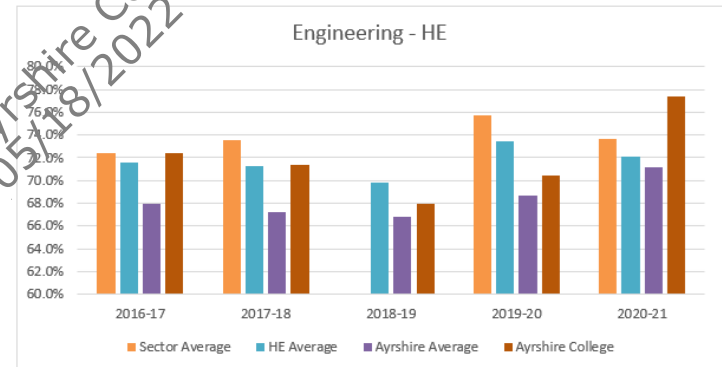
2019-20

College	% Completed Successfully
Forth Valley College	86.4
Dundee & Angus College	80.3
Edinburgh College	79.4
Glasgow Kelvin College	79.2
North East Scotland	75.9
Sector Average	75.7
Glasgow Clyde College	74.6
New College Lanarkshire	74.1
HE Average	73.4
Fife College	72.6
City of Glasgow College	70.7
Ayrshire College	70.4
West College Scotland	69.0
Ayrshire Average	68.7
West Lothian College	65.3

2020-21

College	% Completed Successfully
Dundee & Angus College	86.4
Forth Valley College	81.2
Dumfries & Galloway College	81.0
Fife College	81.0
Edinburgh College	78.4
North East Scotland	78.1
Ayrshire College	77.4
Sector Average	73.7
HE Average	72.1
Ayrshire Average	71.2
West College Scotland	70.2
Glasgow Clyde College	70.0
West Lothian College	69.4
City of Glasgow College	69.1
Glasgow Kelvin College	68.5
New College Lanarkshire	59.5
South Lanarkshire College	58.0

Engineering - HE	2016-17	2017-18	2018-19	2019-20	2020-21
Sector Average	72.4%	73.6%		75.7%	73.7%
HE Average	71.6%	71.3%	69.8%	73.4%	72.1%
Ayrshire Average	68.0%	67.2%	66.8%	68.7%	71.2%
Ayrshire College	72.4%	71.4%	68.0%	70.4%	77.4%



Hair, Beauty & Comp Therapies



Ayrshire College # 484082
05/18/2022 15:22:38

FE - Hair, Beauty & Comp Therapies

2016-2017

College	% Completed Successfully
Forth Valley College	76.2
Dundee & Angus College	68.3
Glasgow Clyde College	67.8
South Lanarkshire College	67.8
Ayrshire Average	66.9
North East Scotland College	66.7
FE Average	65.3
West College Scotland	64.4
Ayrshire College	62.7
West Lothian College	62.5
Sector Average	62.5
City of Glasgow College	61.5
New College Lanarkshire	57.4
Borders College	57.3
Dumfries & Galloway College	53.7
Edinburgh College	53.5
Fife College	53.5
Glasgow Kelvin College	53.5

2017-2018

College	% Completed Successfully
Forth Valley College	75.3
Dundee & Angus College	71.9
Glasgow Clyde College	71.9
Borders College	71.7
Ayrshire College	69.3
City of Glasgow College	67.5
Ayrshire Average	66.9
FE Average	66.1
South Lanarkshire College	66.0
Sector Average	65.9
North East Scotland College	65.7
West College Scotland	63.8
New College Lanarkshire	62.9
Fife College	60.1
West Lothian College	59.0
Edinburgh College	57.0
Glasgow Kelvin College	56.9
Dumfries & Galloway College	55.7

2018-2019

College	% Completed Successfully
Dundee & Angus College	72.1
West Lothian College	70.3
Forth Valley College	70.2
City of Glasgow College	69.5
Borders College	67.7
South Lanarkshire College	67.1
Ayrshire College	66.3
Ayrshire Average	66.2
FE Average	65.2
Glasgow Clyde College	64.8
Sector Average	64.4
West College Scotland	63.0
North East Scotland College	62.3
Fife College	61.9
New College Lanarkshire	60.2
Dumfries & Galloway College	57.9
Edinburgh College	54.2
Glasgow Kelvin College	53.6

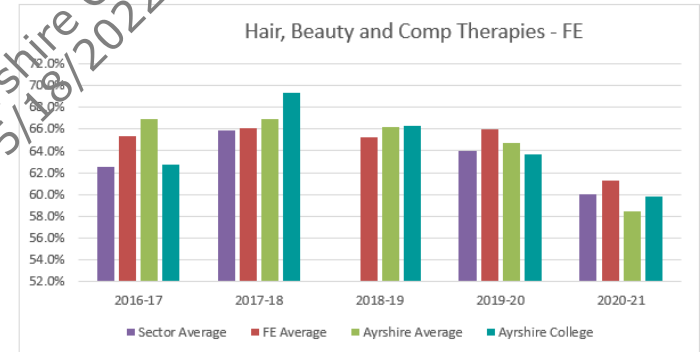
2019-20

College	% Completed Successfully
Forth Valley College	76.4
Dundee & Angus College	72.0
Glasgow Kelvin College	71.4
Glasgow Clyde College	70.4
City of Glasgow College	69.3
Borders College	67.2
FE Average	65.7
North East Scotland College	65.3
West Lothian College	64.8
Ayrshire Average	64.6
Sector Average	64.0
Edinburgh College	64.0
Ayrshire College	63.7
Fife College	62.7
South Lanarkshire College	62.4
West College Scotland	61.1
New College Lanarkshire	44.6
Dumfries & Galloway College	29.6

2020-21

College	% Completed Successfully
West Lothian College	76.8
Forth Valley College	75.8
Dundee & Angus College	70.7
Borders College	69.2
City of Glasgow College	66.5
South Lanarkshire College	66.4
FE Average	61.3
Sector Average	60.0
Ayrshire College	59.8
Ayrshire Average	58.5
Glasgow Kelvin College	57.6
Glasgow Clyde College	56.2
New College Lanarkshire	56.0
North East Scotland College	54.2
Edinburgh College	46.5
Dumfries & Galloway College	46.5
Fife College	46.2
West College Scotland	46.1

Hair, Beauty and Comp Therapies - FE	2016-17	2017-18	2018-19	2019-20	2020-21
Sector Average	62.5%	65.9%	64.0%	60.0%	60.0%
FE Average	65.3%	66.1%	65.2%	66.0%	61.3%
Ayrshire Average	66.9%	66.9%	66.2%	64.7%	58.5%
Ayrshire College	62.7%	69.3%	66.3%	63.7%	59.8%



HE - Hair, Beauty & Comp Therapies

2016-2017

College	% Completed Successfully
Edinburgh College	82.7
City of Glasgow College	82.6
Dundee & Angus College	82.6
Glasgow Clyde College	85.5
South Lanarkshire College	81.5
Dumfries & Galloway College	75.0
Sector Average	75.0
Fife College	72.4
Forth Valley College	72.4
Ayrshire College	72.2
HE Average	71.6
Glasgow Kelvin College	68.2
Ayrshire Average	68.0
West College Scotland	67.5
New College Lanarkshire	65.5
West Lothian College	62.7
Borders College	58.3

2017-2018

College	% Completed Successfully
Glasgow Clyde College	78.2
Fife College	76.7
Edinburgh College	76.4
New College Lanarkshire	74.6
West College Scotland	74.4
Sector Average	73.2
City of Glasgow College	71.7
HE Average	71.3
Forth Valley College	71.0
South Lanarkshire College	70.9
Ayrshire College	70.4
Ayrshire Average	67.2
North East Scotland College	65.7

2018-2019

College	% Completed Successfully
Glasgow Clyde College	82.8
West College Scotland	77.6
City of Glasgow College	77.5
Ayrshire College	77.0
New College Lanarkshire	76.3
Sector Average	75.5
Fife College	74.7
South Lanarkshire College	74.3
HE Average	69.8
Edinburgh College	69.1
Forth Valley College	68.3
Ayrshire Average	66.8

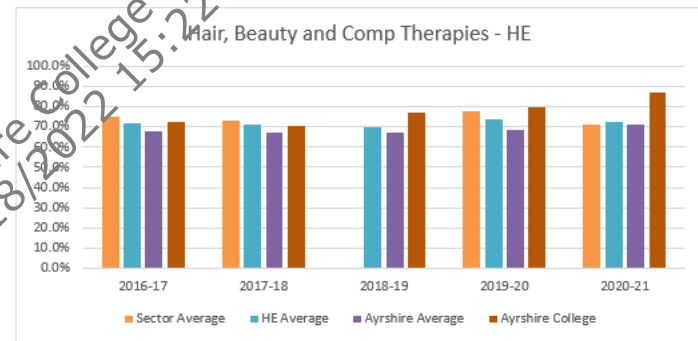
2019-20

College	% Completed Successfully
City of Glasgow College	83.4
Glasgow Clyde College	82.5
Ayrshire College	79.7
Sector Average	77.4
Edinburgh College	74.7
West College Scotland	74.3
HE Average	73.4
Ayrshire Average	68.7
New College Lanarkshire	67.9
South Lanarkshire College	64.3

2020-21

College	% Completed Successfully
Ayrshire College	86.7
Forth Valley College	81.8
City of Glasgow College	80.4
HE Average	72.1
Sector Average	71.3
Ayrshire Average	71.2
Edinburgh College	71.0
South Lanarkshire College	67.9
West College Scotland	67.7
Glasgow Clyde College	64.1
New College Lanarkshire	36.1

Hair, Beauty and Comp Therapies - HE	2016-17	2017-18	2018-19	2019-20	2020-21
Sector Average	75.0%	73.2%		77.4%	71.3%
HE Average	71.6%	71.3%	69.8%	73.4%	72.1%
Ayrshire Average	68.0%	67.2%	66.8%	68.7%	71.2%
Ayrshire College	72.2%	70.4%	77.0%	79.7%	86.7%



Hospitality & Tourism



Ayrshire College # 484082
05/18/2022 15:22:38

FE - Hospitality & Tourism

2016-2017

College	% Completed Successfully
Dundee & Angus College	79.2
Forth Valley College	78.7
North East Scotland College	70.8
Ayrshire Average	66.9
Ayrshire College	65.5
Sector Average	65.4
FE Average	65.3
City of Glasgow College	65.2
Dumfries & Galloway College	65.0
Glasgow Clyde College	63.9
Glasgow Kelvin College	63.0
West Lothian College	62.3
Edinburgh College	61.7
New College Lanarkshire	61.3
West College Scotland	59.7
Borders College	59.6
South Lanarkshire College	57.0
Fife College	55.2

2017-2018

College	% Completed Successfully
Dundee & Angus College	78.2
North East Scotland College	72.8
Ayrshire College	70.1
Glasgow Clyde College	68.3
Ayrshire Average	66.9
FE Average	66.1
Sector Average	65.8
City of Glasgow College	64.8
Fife College	63.5
West College Scotland	62.3
Forth Valley College	61.9
Glasgow Kelvin College	61.5
Edinburgh College	60.4
New College Lanarkshire	60.1
Dumfries & Galloway College	53.0

2018-2019

College	% Completed Successfully
Dundee & Angus College	75.4
West Lothian College	73.4
Ayrshire College	69.7
Glasgow Clyde College	69.2
Ayrshire Average	66.2
Dumfries & Galloway College	66.1
Glasgow Kelvin College	65.5
FE Average	65.2
Sector Average	65.2
South Lanarkshire College	65.1
Edinburgh College	64.0
City of Glasgow College	62.3
Fife College	61.6
West College Scotland	61.2
Forth Valley College	59.2
North East Scotland College	57.5
New College Lanarkshire	57.1

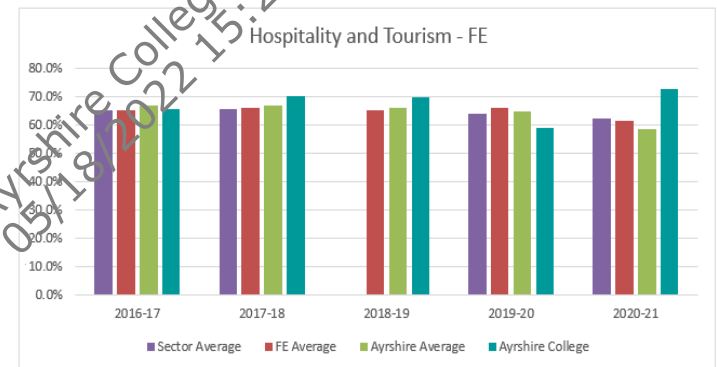
2019-20

College	% Completed Successfully
Dumfries & Galloway College	81.7
Borders College	75.0
West Lothian College	74.3
Glasgow Kelvin College	73.0
Dundee & Angus College	72.5
Glasgow Clyde College	71.4
South Lanarkshire College	69.5
City of Glasgow College	66.7
FE Average	65.7
Ayrshire Average	64.6
Sector Average	64.0
Fife College	63.7
Edinburgh College	62.0
Forth Valley College	61.0
Ayrshire College	58.9
New College Lanarkshire	53.1
North East Scotland College	52.3
West College Scotland	52.1

2020-21

College	% Completed Successfully
Dundee & Angus College	80.5
West Lothian College	77.3
Ayrshire College	72.8
Glasgow Kelvin College	66.7
Fife College	64.2
Sector Average	62.5
Edinburgh College	61.8
FE Average	61.3
Forth Valley College	60.4
South Lanarkshire College	60.2
Ayrshire Average	58.5
Glasgow Clyde College	58.2
City of Glasgow College	57.9
West College Scotland	55.1
New College Lanarkshire	53.5
North East Scotland College	50.0
Dumfries & Galloway College	39.0

Hospitality and Tourism - FE	2016-17	2017-18	2018-19	2019-20	2020-21
Sector Average	65.4%	65.8%	65.2%	64.0%	62.5%
FE Average	65.3%	66.1%	66.2%	66.0%	61.3%
Ayrshire Average	66.9%	66.9%	66.2%	64.7%	58.5%
Ayrshire College	65.5%	70.1%	69.7%	58.9%	72.8%



HE - Hospitality & Tourism

2016-2017

College	% Completed Successfully
North East Scotland College	76.9
South Lanarkshire College	74.6
HE Average	71.6
City of Glasgow College	70.9
Forth Valley College	69.5
Ayrshire Average	68.0
Edinburgh College	67.3
Dundee & Angus College	67.0
Sector Average	65.4
West Lothian College	65.2
Glasgow Clyde College	59.7
West College Scotland	58.7
New College Lanarkshire	54.4
Fife College	53.6
Ayrshire College	49.4
Dumfries & Galloway College	45.5

2017-2018

College	% Completed Successfully
North East Scotland College	75.6
HE Average	71.3
City of Glasgow College	70.2
Forth Valley College	69.4
Glasgow Clyde College	69.4
Ayrshire Average	67.2
Dundee & Angus College	66.3
Edinburgh College	65.8
South Lanarkshire College	65.6
Sector Average	64.5
New College Lanarkshire	60.1
Ayrshire College	54.7
West College Scotland	53.3
Fife College	44.6

2018-2019

College	% Completed Successfully
New College Lanarkshire	73.9
North East Scotland College	73.3
Glasgow Clyde College	70.4
HE Average	69.8
South Lanarkshire College	69.7
Forth Valley College	66.9
Ayrshire Average	66.8
City of Glasgow College	66.2
Sector Average	65.4
Fife College	62.4
Edinburgh College	61.3
West College Scotland	61.2
Dundee & Angus College	60.0
Ayrshire College	50.0

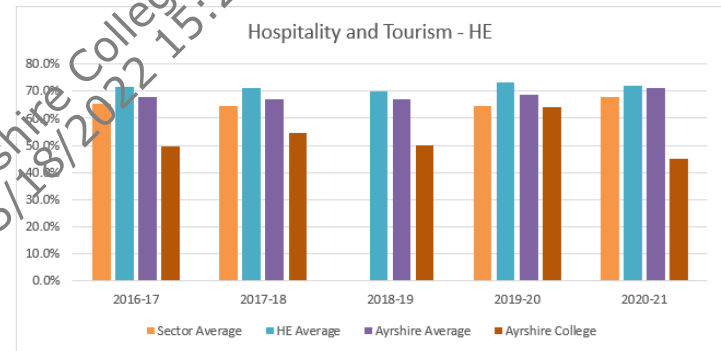
2019-20

College	% Completed Successfully
Forth Valley College	77.9
Glasgow Clyde College	73.6
HE Average	73.4
South Lanarkshire College	71.4
North East Scotland College	70.9
Ayrshire Average	68.7
Fife College	67.6
Sector Average	64.4
Ayrshire College	64.3
New College Lanarkshire	61.6
Dundee & Angus College	61.1
West College Scotland	60.3
City of Glasgow College	59.4
Edinburgh College	59.2

2020-21

College	% Completed Successfully
Dundee & Angus College	77.9
South Lanarkshire College	75.4
North East Scotland College	74.1
HE Average	72.1
Ayrshire Average	71.2
Forth Valley College	70.2
Fife College	70.2
City of Glasgow College	69.6
Edinburgh College	69.5
Sector Average	67.8
Glasgow Clyde College	62.1
West College Scotland	61.4
New College Lanarkshire	54.5
Ayrshire College	45.0

Hospitality and Tourism - HE	2016-17	2017-18	2018-19	2019-20	2020-21
Sector Average	65.4%	64.5%		64.4%	67.8%
HE Average	71.6%	71.3%	69.8%	73.4%	72.1%
Ayrshire Average	68.0%	67.2%	66.8%	68.7%	71.2%
Ayrshire College	49.4%	54.7%	50.0%	64.3%	45.0%



Land Based Industries



Ayrshire College # 484082
05/18/2022 15:22:38

FE - Land Based Industries

2016-2017

College	% Completed Successfully
South Lanarkshire College	78.8
Borders College	77.8
Sector Average	73.2
Glasgow Clyde College	73.1
Ayrshire College	72.5
North East Scotland College	71.4
Dundee & Angus College	69.5
Ayrshire Average	66.9
FE Average	65.3
New College Lanarkshire	61.8

2017-2018

College	% Completed Successfully
South Lanarkshire College	91.1
Dundee & Angus College	76.3
Sector Average	73.7
Borders College	68.3
Ayrshire Average	66.9
Ayrshire College	66.7
Glasgow Clyde College	66.2
FE Average	66.1

2018-2019

College	% Completed Successfully
South Lanarkshire College	87.9
Borders College	78.3
Sector Average	75.7
Glasgow Clyde College	73.5
Dundee & Angus College	73.3
Ayrshire College	72.7
Ayrshire Average	66.2
FE Average	65.2

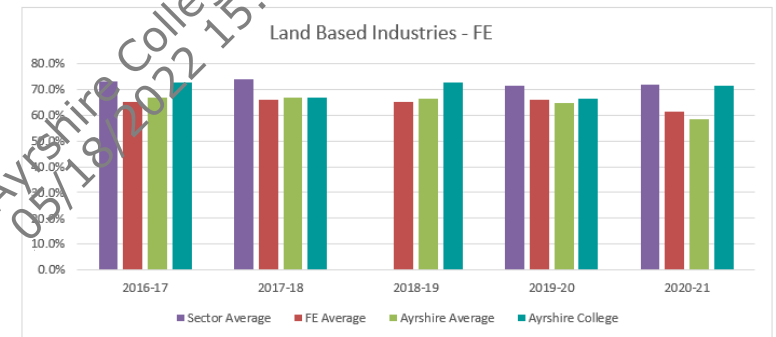
2019-20

College	% Completed Successfully
Dundee & Angus College	77.5
New College Lanarkshire	75.9
Glasgow Clyde College	75.5
Sector Average	71.2
Borders College	69.6
Ayrshire College	66.2
FE Average	65.7
Ayrshire Average	64.6

2020-21

College	% Completed Successfully
Borders College	83.2
Glasgow Clyde College	73.8
Dundee & Angus College	73.2
Sector Average	72.0
Ayrshire College	71.4
FE Average	61.3
Ayrshire Average	58.5

Land Based Industries - FE	2016-17	2017-18	2018-19	2019-20	2020-21
Sector Average	73.2%	73.7%		71.2%	72.0%
FE Average	65.3%	66.1%	65.2%	66.0%	61.3%
Ayrshire Average	66.9%	66.9%	66.2%	64.7%	58.5%
Ayrshire College	72.5%	66.7%	72.7%	66.2%	71.4%





Media

Ayrshire College # 484082
05/18/2022 15:22:38

FE - Media

2016-2017

College	% Completed Successfully
Dundee & Angus College	86.2
North East Scotland College	82.5
Glasgow Clyde College	77.7
West Lothian College	76.9
South Lanarkshire College	69.8
Ayrshire College	68.8
Ayrshire Average	66.9
FE Average	65.3
Sector Average	61.7
New College Lanarkshire	61.5
Forth Valley College	59.5
West College Scotland	59.5
City of Glasgow College	58.6
Fife College	52.1
Edinburgh College	51.1
Dumfries & Galloway College	40.0
Glasgow Kelvin College	23.5

2017-2018

College	% Completed Successfully
North East Scotland College	75.1
Forth Valley College	74.7
City of Glasgow College	73.1
Ayrshire College	72.0
South Lanarkshire College	67.7
Ayrshire Average	66.9
Glasgow Kelvin College	66.3
FE Average	66.1
West College Scotland	62.7
West Lothian College	62.5
Sector Average	62.1
Edinburgh College	56.7
Glasgow Clyde College	55.5
New College Lanarkshire	53.0

2018-2019

College	% Completed Successfully
South Lanarkshire College	78.5
Ayrshire College	77.8
City of Glasgow College	73.8
Forth Valley College	72.2
Glasgow Clyde College	68.8
Dundee & Angus College	68.1
North East Scotland College	67.9
Ayrshire Average	66.2
FE Average	65.2
Fife College	61.8
Sector Average	61.5
New College Lanarkshire	61.2
Glasgow Kelvin College	59.2
West College Scotland	54.8
Edinburgh College	51.7

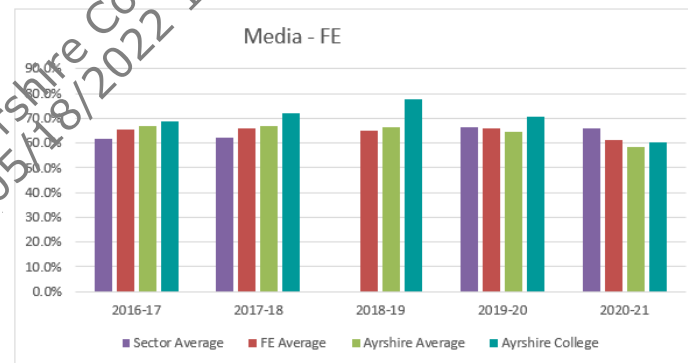
2019-20

College	% Completed Successfully
Glasgow Clyde College	84.6
City of Glasgow College	81.0
South Lanarkshire College	77.5
Forth Valley College	71.1
Ayrshire College	70.5
North East Scotland College	70.3
Glasgow Kelvin College	68.9
Sector Average	66.5
Dundee & Angus College	66.2
West College Scotland	65.9
FE Average	65.7
Edinburgh College	65.3
Ayrshire Average	64.6
West Lothian	50.0
New College Lanarkshire	49.1

2020-21

College	% Completed Successfully
South Lanarkshire College	84.6
City of Glasgow College	76.6
West College Scotland	70.8
Sector Average	65.8
Glasgow Kelvin College	65.2
Forth Valley College	63.6
New College Lanarkshire	62.0
North East Scotland College	61.3
FE Average	61.3
Ayrshire College	60.3
Dundee & Angus College	60.3
Glasgow Clyde College	60.0
Ayrshire Average	58.5
Edinburgh College	58.3

Media - FE	2016-17	2017-18	2018-19	2019-20	2020-21
Sector Average	61.7%	62.1%	65.2%	66.5%	65.8%
FE Average	65.3%	66.1%	65.2%	66.0%	61.3%
Ayrshire Average	66.9%	66.9%	66.2%	64.7%	58.5%
Ayrshire College	68.8%	72.0%	77.8%	70.5%	60.3%



HE - Media

2016-2017

College	% Completed Successfully
Glasgow Clyde College	80.2
North East Scotland College	77.1
Forth Valley College	75.6
Ayrshire College	73.7
Sector Average	73.5
West College Scotland	72.6
New College Lanarkshire	72.4
City of Glasgow College	72.0
HE Average	71.6
Edinburgh College	71.2
Glasgow Kelvin College	70.7
Fife College	69.8
Ayrshire Average	68.0

2017-2018

College	% Completed Successfully
Forth Valley College	81.5
Glasgow Clyde College	77.0
Ayrshire College	76.5
City of Glasgow College	74.6
Edinburgh College	73.8
Sector Average	73.5
Glasgow Kelvin College	72.5
HE Average	71.3
West College Scotland	67.4
Ayrshire Average	67.2
North East Scotland College	65.5
Fife College	63.5
New College Lanarkshire	53.0

2018-2019

College	% Completed Successfully
Ayrshire College	81.2
Glasgow Clyde College	79.7
North East Scotland College	78.7
City of Glasgow College	77.8
Forth Valley College	76.7
Sector Average	74.2
Edinburgh College	73.2
HE Average	69.8
Glasgow Kelvin College	68.5
Ayrshire Average	66.8
West Lothian College	66.0
Fife College	64.2
New College Lanarkshire	63.8
West College Scotland	61.5

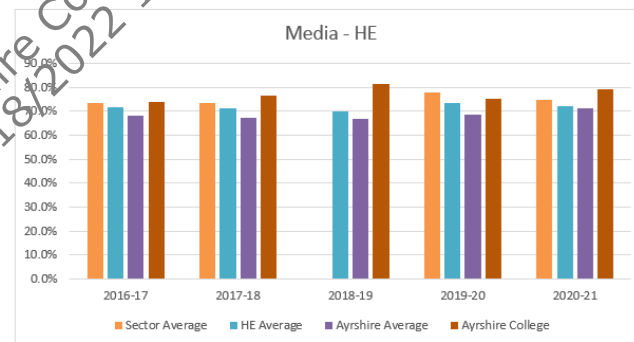
2019-20

College	% Completed Successfully
City of Glasgow College	82.6
Edinburgh College	79.8
Forth Valley College	79.7
North East Scotland College	78.0
Sector Average	77.8
Ayrshire College	75.3
New College Lanarkshire	75.0
Glasgow Clyde College	74.0
HE Average	73.4
Fife College	71.2
Glasgow Kelvin College	69.7
Ayrshire Average	68.7
West College Scotland	66.7

2020-21

College	% Completed Successfully
City of Glasgow College	82.2
Ayrshire College	79.4
Glasgow Kelvin College	78.6
Glasgow Clyde College	78.0
North East Scotland College	76.8
Edinburgh College	75.3
Forth Valley College	75.2
Sector Average	75
HE Average	72.1
Ayrshire Average	71.2
New College Lanarkshire	59.4
West College Scotland	58.1
Fife College	55.7

Media - HE	2016-17	2017-18	2018-19	2019-20	2020-21
Sector Average	73.5%	73.5%		77.8%	75.0%
HE Average	71.6%	71.3%	69.8%	73.4%	72.1%
Ayrshire Average	68.0%	67.2%	66.8%	68.7%	71.2%
Ayrshire College	73.7%	76.5%	81.2%	75.3%	79.4%



Performing Arts



Ayrshire College # 484082
05/18/2022 15:22:38

FE - Performing Arts

2016-2017

College	% Completed Successfully
Glasgow Clyde College	82.3
West College Scotland	73.8
Ayrshire College	70.4
Dundee & Angus College	68.0
Sector Average	67.9
Fife College	67.4
Ayrshire Average	66.9
Glasgow Kelvin College	65.9
FE Average	65.3
Edinburgh College	63.2
New College Lanarkshire	62.8
North East Scotland College	60.2

2017-2018

College	% Completed Successfully
Glasgow Clyde College	86.1
North East Scotland College	76.5
West College Scotland	71.2
Dundee & Angus College	68.6
Ayrshire Average	66.9
Sector Average	66.3
FE Average	66.1
New College Lanarkshire	65.5
Fife College	65.3
Ayrshire College	63.2
Glasgow Kelvin College	59.8
Edinburgh College	56.3

2018-2019

College	% Completed Successfully
Glasgow Clyde College	76.8
Ayrshire Average	66.2
North East Scotland College	65.9
FE Average	65.2
Fife College	64.5
Sector Average	64.0
Glasgow Kelvin College	60.0
Edinburgh College	59.3
New College Lanarkshire	58.6
West College Scotland	57.5
Ayrshire College	53.3

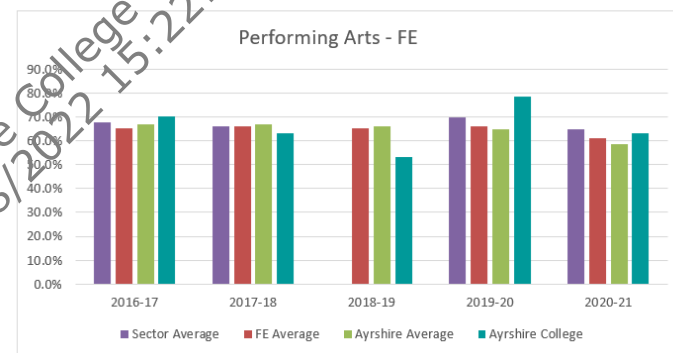
2019-20

College	% Completed Successfully
Glasgow Clyde College	81.5
Ayrshire College	78.4
North East Scotland College	75
Edinburgh College	73.7
Glasgow Kelvin College	72.5
Sector Average	69.7
West College Scotland	68.9
FE Average	65.7
Ayrshire Average	64.6
Fife College	60.6
New College Lanarkshire	51.9

2020-21

College	% Completed Successfully
Glasgow Clyde College	77.9
Dundee & Angus College	76.5
Fife College	67.1
North East Scotland College	64.7
Sector Average	64.7
West College Scotland	63.6
Ayrshire College	63.4
Edinburgh College	62.1
New College Lanarkshire	62.0
FE Average	61.3
Ayrshire Average	58.5
Glasgow Kelvin College	46.3

Performing Arts - FE	2016-17	2017-18	2018-19	2019-20	2020-21
Sector Average	67.9%	66.3%	65.2%	69.7%	64.7%
FE Average	65.3%	66.1%	65.2%	66.0%	61.3%
Ayrshire Average	66.9%	66.9%	66.2%	64.7%	58.5%
Ayrshire College	70.4%	63.2%	53.3%	78.4%	63.4%



HE - Performing Arts

2016-2017

College	% Completed Successfully
City of Glasgow College	93.4
Glasgow Clyde College	91.8
Edinburgh College	88.7
Dundee & Angus College	87.7
New College Lanarkshire	85.4
Sector Average	81.9
North East Scotland College	79.3
West College Scotland	77.3
Glasgow Kelvin College	75.5
Fife College	74.3
South Lanarkshire College	74.1
Ayrshire College	73.8
HE Average	71.6
Ayrshire Average	68.0

2017-2018

College	% Completed Successfully
City of Glasgow College	93.4
Glasgow Clyde College	91.3
Dundee & Angus College	90.2
Edinburgh College	83.6
Sector Average	79.3
West College Scotland	73.9
Glasgow Kelvin College	71.9
Ayrshire College	71.7
HE Average	71.3
Fife College	68.3
Ayrshire Average	67.2
North East Scotland College	67.1
New College Lanarkshire	65.5

2018-2019

College	% Completed Successfully
Glasgow Clyde College	87.4
New College Lanarkshire	81.9
Edinburgh College	80.5
North East Scotland College	77.7
Sector Average	77.2
Fife College	73.9
West College Scotland	73
Glasgow Kelvin College	71.4
HE Average	69.8
Ayrshire Average	66.8
South Lanarkshire College	66.0
Ayrshire College	63.8

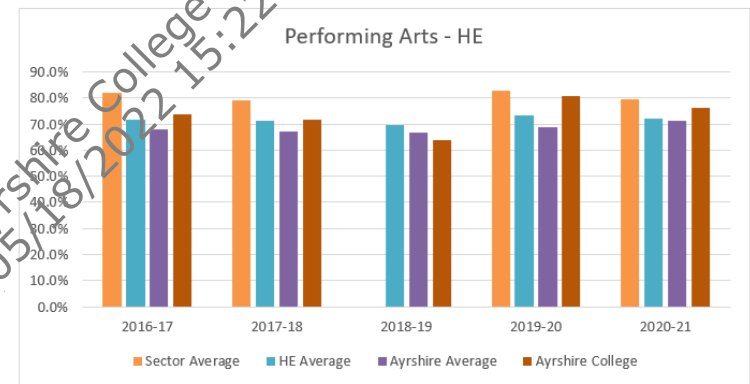
2019-20

College	% Completed Successfully
Dundee & Angus College	94.3
Glasgow Clyde College	89.8
Edinburgh College	86.1
South Lanarkshire College	84.0
City of Glasgow	83.3
Sector Average	83.0
New College Lanarkshire	82.6
Glasgow Kelvin College	82.3
Ayrshire College	80.6
North East Scotland College	80.3
West College Scotland	77.2
HE Average	73.4
Fife College	70.6
Ayrshire Average	68.7

2020-21

College	% Completed Successfully
Dundee & Angus College	93.4
Glasgow Clyde College	87.6
New College Lanarkshire	83.9
Edinburgh College	80.3
North East Scotland College	80.3
West College Scotland	80.2
Sector Average	79.7
Fife College	77.6
Ayrshire College	76.4
HE Average	72.1
Ayrshire Average	71.2
Glasgow Kelvin College	70.6
City of Glasgow	69.6

Performing Arts - HE	2016-17	2017-18	2018-19	2019-20	2020-21
Sector Average	81.9%	79.3%	77.2%	83.0%	79.7%
HE Average	71.6%	71.3%	69.8%	73.4%	72.1%
Ayrshire Average	68.0%	67.2%	66.8%	68.7%	71.2%
Ayrshire College	73.8%	71.7%	63.8%	80.6%	76.4%





Science

Ayrshire College # 484082
05/18/2022 15:22:38

FE - Science

2016-2017

College	% Completed Successfully
Glasgow Kelvin College	75.1
Forth Valley College	73.9
Edinburgh College	68.8
South Lanarkshire College	67.9
Ayrshire Average	66.9
FE Average	65.3
West Lothian College	64.2
West College Scotland	62.0
North East Scotland	61.8
Sector Average	56.1
Fife College	52.5
Dundee & Angus College	50.4
Glasgow Clyde College	47.3
UHI	47.3
New College Lanarkshire	46.0
Ayrshire College	44.6

2017-2018

College	% Completed Successfully
Edinburgh College	69.3
North East Scotland	67.6
Ayrshire Average	66.9
FE Average	66.1
Forth Valley College	64.2
West College Scotland	63.0
Glasgow Kelvin College	57.7
Dundee & Angus College	56.2
Fife College	55.5
Sector Average	54.9
New College Lanarkshire	50.7
Glasgow Clyde College	50.1
West Lothian College	48.1
UHI	41.2
Ayrshire College	36.9

2018-2019

College	% Completed Successfully
Glasgow Kelvin College	73.9
Fife College	68.1
Ayrshire Average	66.2
North East Scotland	66.1
FE Average	65.2
South Lanarkshire College	61.8
New College Lanarkshire	58.5
West College Scotland	56.1
Forth Valley College	54.8
Sector Average	53.8
Dundee & Angus College	52.4
Edinburgh College	52.2
West Lothian College	49.6
Glasgow Clyde College	47.4
Ayrshire College	42.9
City of Glasgow College	41.2
UHI	37.4
Dumfries & Galloway College	30.1

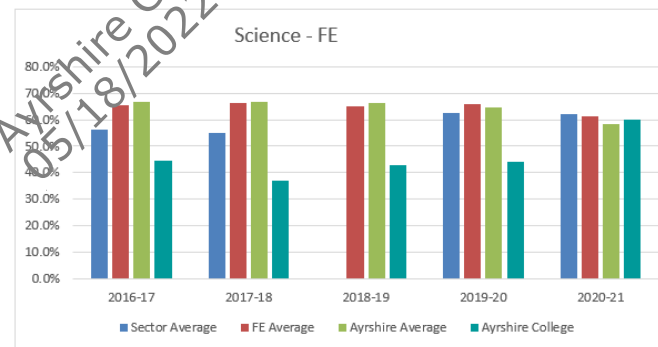
2019-20

College	% Completed Successfully
City of Glasgow College	77.3
Glasgow Kelvin College	75.7
Dundee & Angus College	73.6
West Lothian College	70.4
Fife College	68.9
West College Scotland	66.8
New College Lanarkshire	65.8
FE Average	65.7
Ayrshire Average	64.6
Sector Average	62.7
Edinburgh College	61.8
Glasgow Clyde College	60.6
Forth Valley College	60.0
North East Scotland	58.4
UHI	57.2
Ayrshire College	44.0
Dumfries & Galloway College	20.0

2020-21

College	% Completed Successfully
Dundee & Angus College	81.0
West Lothian College	73.0
City of Glasgow College	70.0
Glasgow Kelvin College	70.0
Forth Valley College	67.2
Fife College	63.7
Sector Average	61.9
FE Average	61.3
Glasgow Clyde College	61.0
West College Scotland	60.8
Edinburgh College	60.8
Ayrshire College	60.2
New College Lanarkshire	59.5
Ayrshire Average	58.5
South Lanarkshire College	57.7
North East Scotland	55.9
UHI	51.4

Science - FE	2016-17	2017-18	2018-19	2019-20	2020-21
Sector Average	56.1%	54.9%	62.7%	61.9%	61.9%
FE Average	65.3%	66.1%	65.2%	66.0%	61.3%
Ayrshire Average	66.9%	66.9%	66.2%	64.7%	58.5%
Ayrshire College	44.6%	36.9%	42.9%	44.0%	60.2%



HE - Science

2016-2017

College	% Completed Successfully
North East Scotland	75.2
New College Lanarkshire	73.5
Edinburgh College	71.7
HE Average	71.6
Forth Valley College	71.4
Dundee & Angus College	69.7
Ayrshire Average	68.0
Sector Average	66.3
Glasgow Kelvin College	65.8
West College Scotland	61.9
Ayrshire College	54.2
Fife College	49.0
Glasgow Clyde College	46.0

2017-2018

College	% Completed Successfully
City of Glasgow College	92.0
North East Scotland	80.6
Dundee & Angus College	79.6
Ayrshire College	72.6
HE Average	71.3
Sector Average	69.6
Edinburgh College	69.2
New College Lanarkshire	68.9
Fife College	68.5
Ayrshire Average	67.2
Forth Valley College	63.6
Glasgow Kelvin College	61.2
Glasgow Clyde College	55.0
West College Scotland	54.9

2018-2019

College	% Completed Successfully
City of Glasgow College	88.4
North East Scotland	79.8
Edinburgh College	73.3
Fife College	72.5
HE Average	69.8
Dundee & Angus College	69.5
Glasgow Kelvin College	69.2
Sector Average	68.7
Forth Valley College	68.4
Ayrshire College	67.8
Ayrshire Average	66.8
New College Lanarkshire	66.1
Glasgow Clyde College	58.4
West College Scotland	56.0

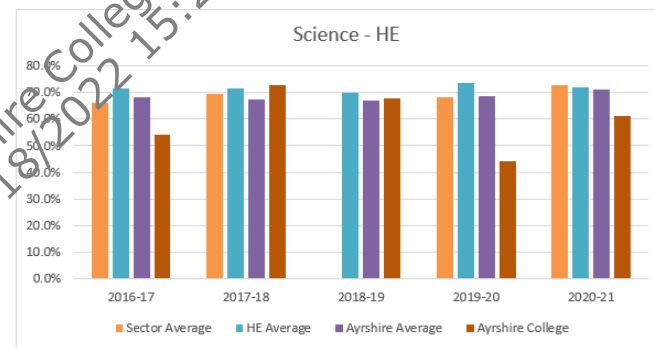
2019-20

College	% Completed Successfully
Edinburgh College	91.3
Glasgow Kelvin College	73.8
HE Average	73.4
North East Scotland	70.5
Dundee & Angus College	70.5
Ayrshire Average	68.7
Sector Average	68.1
New College Lanarkshire	67.4
Forth Valley College	67.2
Glasgow Clyde College	62.2
Fife College	58.2
Ayrshire College	44.3


2020-21

College	% Completed Successfully
Dundee & Angus College	90.6
Edinburgh College	81.0
Forth Valley College	76.6
Glasgow Kelvin College	75.0
North East Scotland	75.0
Sector Average	72.9
New College Lanarkshire	72.8
HE Average	72.1
Ayrshire Average	71.2
Ayrshire College	61.3
Fife College	54.9
Glasgow Clyde College	52.8

Science - HE	2016-17	2017-18	2018-19	2019-20	2020-21
Sector Average	66.3%	69.6%		68.1%	72.9%
HE Average	71.6%	71.3%	69.8%	73.4%	72.1%
Ayrshire Average	68.0%	67.2%	66.8%	68.7%	71.2%
Ayrshire College	54.2%	72.6%	67.8%	44.3%	61.3%



Social Science



Ayrshire College # 484082
05/18/2022 15:22:38

FE - Social Science

2016-2017

College	% Completed Successfully
Forth Valley College	84.4
North East Scotland	72.9
Ayrshire Average	66.9
FE Average	65.3
Dundee & Angus College	65.3
UHI	62.3
West College Scotland	57.9
Glasgow Kelvin College	57.6
Sector Average	54.4
Glasgow Clyde College	54.2
Ayrshire College	51.6
Edinburgh College	46.5
Fife College	46.1
New College Lanarkshire	42.0

2017-2018

College	% Completed Successfully
City of Glasgow College	80.0
North East Scotland	68.3
Dundee & Angus College	68.0
Ayrshire Average	66.9
FE Average	66.1
UHI	64.2
West College Scotland	59.9
Glasgow Kelvin College	58.8
Glasgow Clyde College	58.7
Sector Average	55.5
Ayrshire College	54.6
Newbattle Abbey College	52.5
Fife College	49.3
Edinburgh College	45.7
New College Lanarkshire	40.9

2018-2019

College	% Completed Successfully
Glasgow Kelvin College	72.7
City of Glasgow College	70.3
Dundee & Angus College	68.2
Ayrshire Average	66.2
FE Average	65.2
Ayrshire College	60.3
Glasgow Clyde College	57.7
North East Scotland	57.4
West College Scotland	52.9
Sector Average	52.6
Fife College	47.8
New College Lanarkshire	45.4
UHI	42.3
Edinburgh College	41.6

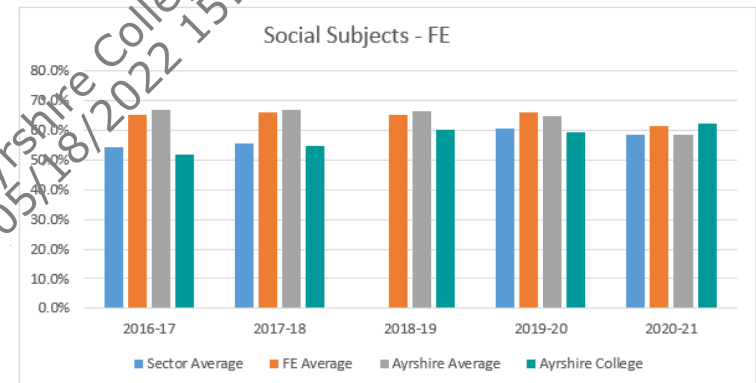
2019-20

College	% Completed Successfully
City of Glasgow College	84.8
Glasgow Kelvin College	69.2
Dundee & Angus College	66.7
FE Average	65.7
UHI	65.1
Ayrshire Average	64.6
Glasgow Clyde College	62.6
North East Scotland	60.6
Sector Average	60.5
Ayrshire College	59.1
New College Lanarkshire	57.9
Edinburgh College	57.8
Fife College	55.4
West College Scotland	54.8

2020-21

College	% Completed Successfully
Dundee & Angus College	77.5
City of Glasgow College	70.1
Glasgow Kelvin College	69.6
Ayrshire College	62.3
FE Average	61.3
Glasgow Clyde College	60.8
West College Scotland	60.1
Ayrshire Average	58.5
Sector Average	58.5
New College Lanarkshire	57.0
UHI	54.8
North East Scotland	52.8
Edinburgh College	51.9
Fife College	51.4

Social Subjects - FE	2016-17	2017-18	2018-19	2019-20	2020-21
Sector Average	54.4%	55.5%		60.5%	58.5%
FE Average	65.3%	66.1%	65.2%	66.0%	61.3%
Ayrshire Average	66.9%	66.9%	66.2%	64.7%	58.5%
Ayrshire College	51.6%	54.6%	60.3%	59.1%	62.3%



HE - Social Science

2016-2017

College	% Completed Successfully
North East Scotland	75.7
Fife College	71.9
HE Average	71.6
West College Scotland	71.3
Sector Average	70.2
City of Glasgow College	68.3
New College Lanarkshire	68.1
Ayrshire Average	68.0
Dundee & Angus College	67.9
Edinburgh College	67.7
Ayrshire College	65.9

2017-2018

College	% Completed Successfully
Dundee & Angus College	79.5
North East Scotland	77.1
Forth Valley College	76.4
City of Glasgow College	71.4
HE Average	71.3
Glasgow Clyde College	70.1
Sector Average	67.8
Ayrshire Average	67.2
Fife College	66.4
Edinburgh College	64.9
New College Lanarkshire	64.5
West College Scotland	60.3
Ayrshire College	54.1

2018-2019

College	% Completed Successfully
Glasgow Clyde College	82.4
Forth Valley College	78.4
HE Average	69.8
Edinburgh College	69.6
Ayrshire Average	66.8
North East Scotland	66.7
Sector Average	64.5
New College Lanarkshire	63.6
City of Glasgow College	63.5
Fife College	63.2
Ayrshire College	60.5
Dundee & Angus College	55.6
West College Scotland	42.4

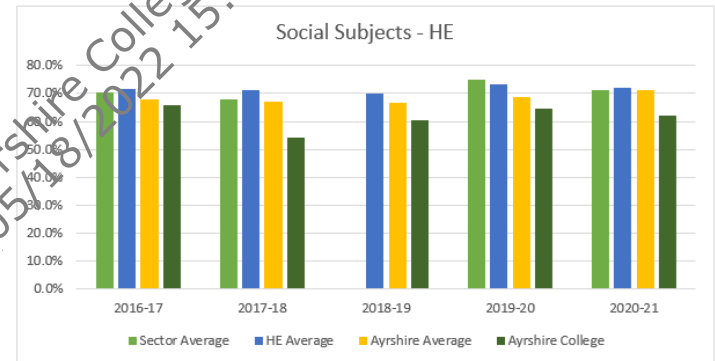
2019-20

College	% Completed Successfully
Forth Valley College	94.0
Dundee & Angus College	81.7
Glasgow Kelvin College	79.6
City of Glasgow College	78.3
Fife College	78.3
Edinburgh College	77.7
South Lanarkshire College	77.4
New College Lanarkshire	75.6
Sector Average	74.8
Glasgow Clyde College	73.4
HE Average	73.4
North East Scotland	70.5
Ayrshire Average	68.7
West College Scotland	64.7
Ayrshire College	64.6

2020-21

College	% Completed Successfully
South Lanarkshire College	84.3
Glasgow Clyde College	81.5
City of Glasgow College	80.5
Dundee & Angus College	79.9
Edinburgh College	77.8
Glasgow Kelvin College	76.4
West Lothian College	75.9
Forth Valley College	75.7
HE Average	72.1
Ayrshire Average	71.2
Sector Average	71.0
West College Scotland	65.3
New College Lanarkshire	65.2
Ayrshire College	62.1
Fife College	62.0
North East Scotland	61.7

Social Subjects - HE	2016-17	2017-18	2018-19	2019-20	2020-21
Sector Average	70.2%	67.8%		74.8%	71.0%
HE Average	71.6%	71.3%	69.8%	73.4%	72.1%
Ayrshire Average	68.0%	67.2%	66.8%	68.7%	71.2%
Ayrshire College	65.9%	54.1%	60.5%	64.6%	62.1%



Special Programmes

Ayrshire College # 484082
05/18/2022 15:22:38

FE - Special Programmes

2016-2017

College	% Completed Successfully
City of Glasgow College	90.5
Borders College	86.0
Dundee & Angus College	84.9
Forth Valley College	84.4
UHI	79.3
South Lanarkshire College	78.8
Dumfries & Galloway College	77.5
Glasgow Clyde College	76.3
Ayrshire College	75.1
Glasgow Kelvin College	74.3
New College Lanarkshire	73.3
Sector Average	73.2
West Lothian College	71.8
Edinburgh College	69.1
Ayrshire Average	66.9
North East Scotland	66.9
West College Scotland	66.0
FE Average	65.3
Fife College	56.0

2017-2018

College	% Completed Successfully
City of Glasgow College	90.7
Borders College	86.4
Dundee & Angus College	82.3
Glasgow Clyde College	81.4
UHI	81.3
Dumfries & Galloway College	78.9
Forth Valley College	77.7
South Lanarkshire College	75.7
West Lothian College	75.3
Ayrshire College	73.9
Sector Average	72.2
New College Lanarkshire	72.0
Ayrshire Average	66.9
Fife College	68.8
FE Average	66.1
Glasgow Kelvin College	64.6
Edinburgh College	62.9
North East Scotland	61.7
West College Scotland	59.5

2018-2019

College	% Completed Successfully
City of Glasgow College	87.5
Ayrshire College	84.4
UHI	84.2
Dundee & Angus College	83.5
Dumfries & Galloway College	81.8
New College Lanarkshire	81.2
Forth Valley College	78.9
Glasgow Clyde College	78.2
South Lanarkshire College	78.0
Sector Average	76.9
Fife College	76.5
Borders College	76.3
West College Scotland	73.3
West Lothian College	70.7
Ayrshire Average	66.2
FE Average	65.2
Glasgow Kelvin College	65.0
North East Scotland	64.4
Edinburgh College	63.8

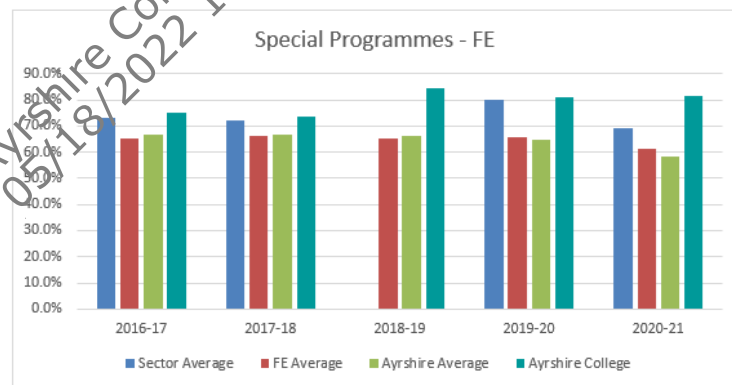
2019-20

College	% Completed Successfully
City of Glasgow College	90.4
UHI	86.7
Glasgow Kelvin College	86.6
Dundee & Angus College	86.5
Forth Valley College	82.1
Fife College	81.8
Glasgow Clyde College	81.1
Ayrshire College	81.0
Sector Average	79.9
West College Scotland	79.5
West Lothian College	78.2
North East Scotland	78.2
South Lanarkshire College	78.1
Dumfries & Galloway College	77.8
Borders College	73.9
New College Lanarkshire	68.7
Edinburgh College	67.9
FE Average	65.7
Ayrshire Average	64.6

2020-21

College	% Completed Successfully
Borders College	87.3
City of Glasgow College	82.9
West Lothian College	82.6
Dundee & Angus College	82.3
Ayrshire College	81.5
Forth Valley College	80.2
Dumfries & Galloway College	77.5
West College Scotland	75.5
UHI	74.7
South Lanarkshire College	72.6
Fife College	71.9
Sector Average	69.3
New College Lanarkshire	67.3
North East Scotland	66.4
FE Average	61.3
Edinburgh College	60.8
Ayrshire Average	58.5
Glasgow Clyde College	53.6
Glasgow Kelvin College	50.6

Special Programmes - FE	2016-17	2017-18	2018-19	2019-20	2020-21
Sector Average	73.2%	72.2%		79.9%	69.3%
FE Average	65.3%	66.1%	65.2%	66.0%	61.3%
Ayrshire Average	66.9%	66.9%	66.2%	64.7%	58.5%
Ayrshire College	75.1%	73.9%	84.4%	81.0%	81.5%



Sport & Leisure



Avrshire College # 284082
05/18/2022 15:22:38

FE - Sport & Leisure

2016-2017

College	% Completed Successfully
Dundee & Angus College	79.4
West College Scotland	75.3
UHI	70.9
Edinburgh College	67.9
Ayrshire Average	66.9
West Lothian College	66.7
City of Glasgow College	65.6
FE Average	65.3
Forth Valley College	64.1
Sector Average	63.2
New College Lanarkshire	63.0
Ayrshire College	62.1
Dumfries & Galloway College	61.0
North East Scotland	61.0
Glasgow Clyde College	53.8
South Lanarkshire College	52.5
Fife College	51.0
Borders College	47.8
Glasgow Kelvin College	41.8

2017-2018

College	% Completed Successfully
Dundee & Angus College	81.9
UHI	74.4
New College Lanarkshire	69.7
Ayrshire Average	66.9
Forth Valley College	66.5
FE Average	66.1
Sector Average	64.1
Ayrshire College	63.7
Dumfries & Galloway College	62.5
West College Scotland	62.2
City of Glasgow College	61.3
Glasgow Clyde College	61.2
Fife College	59.9
North East Scotland	57.2
West Lothian College	57.1
Edinburgh College	53.8
Glasgow Kelvin College	34.1

2018-2019

College	% Completed Successfully
Dundee & Angus College	76.3
UHI	72.4
City of Glasgow College	67.5
Ayrshire Average	66.2
FE Average	65.2
Ayrshire College	64.7
Glasgow Clyde College	63.3
Edinburgh College	63.2
Dumfries & Galloway College	62.3
Sector Average	62.3
West College Scotland	61.9
New College Lanarkshire	61.8
Forth Valley College	58.8
North East Scotland	54.3
Fife College	52.1
Borders College	44.3
Glasgow Kelvin College	44.0

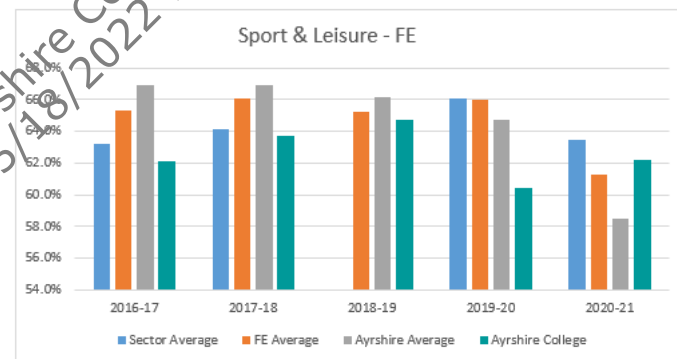
2019-20

College	% Completed Successfully
Borders College	91.7
Dundee & Angus College	82.6
West Lothian College	79.3
West College Scotland	78.3
UHI	74.5
Dumfries & Galloway College	71.6
Forth Valley College	69.9
Sector Average	66.1
FE Average	65.7
Glasgow Clyde College	65.6
Glasgow Kelvin College	65.3
Ayrshire Average	64.6
New College Lanarkshire	63.0
Ayrshire College	60.4
City of Glasgow College	57.5
Fife College	57.3
North East Scotland	47.7
Edinburgh College	47.3

2020-21

College	% Completed Successfully
Borders College	95.0
Dundee & Angus College	73.6
West College Scotland	69.4
Fife College	68.4
Dumfries & Galloway College	67.7
West Lothian College	64.1
Forth Valley College	63.7
Sector Average	63.5
Ayrshire College	62.2
FE Average	61.3
City of Glasgow College	59.0
Ayrshire Average	58.5
UHI	56.3
New College Lanarkshire	54.8
Glasgow Clyde College	52.9
North East Scotland	49.8
Edinburgh College	46.2
Glasgow Kelvin College	35.4

Sport & Leisure - FE	2016-17	2017-18	2018-19	2019-20	2020-21
Sector Average	68.2%	64.1%		66.1%	63.5%
FE Average	65.3%	66.1%	65.2%	66.0%	61.3%
Ayrshire Average	66.9%	66.9%	66.2%	64.7%	58.5%
Ayrshire College	62.1%	63.7%	64.7%	60.4%	62.2%



HE - Sport & Leisure

2016-2017

College	% Completed Successfully
Dundee & Angus College	83.8
West College Scotland	83.3
Forth Valley College	75.6
West Lothian College	75.6
Ayrshire College	74.0
North East Scotland	74.0
Edinburgh College	72.8
HE Average	71.6
Sector Average	70.1
Glasgow Kelvin College	68.2
Ayrshire Average	68.0
Glasgow Clyde College	67.1
City of Glasgow College	66.8
Dumfries & Galloway College	63.2
Fife College	58.4
New College Lanarkshire	57.8

2017-2018

College	% Completed Successfully
Dumfries & Galloway College	84.7
Dundee & Angus College	81.8
West College Scotland	79.8
Forth Valley College	73.5
North East Scotland	72.1
HE Average	71.3
Glasgow Clyde College	70.0
Sector Average	70.0
City of Glasgow College	69.2
Ayrshire Average	67.2
Edinburgh College	67.0
Ayrshire College	66.7
Glasgow Kelvin College	65.2
New College Lanarkshire	65.1
West Lothian College	64.8
Fife College	63.6
Borders College	61.2

2018-2019

College	% Completed Successfully
Dundee & Angus College	83.5
City of Glasgow College	76.2
Forth Valley College	74.7
Ayrshire College	71.5
Dumfries & Galloway College	70.8
Sector Average	70.4
West College Scotland	70.1
Borders College	70.0
HE Average	69.8
New College Lanarkshire	68.6
Edinburgh College	68.0
Ayrshire Average	66.8
Glasgow Clyde College	65.8
North East Scotland	65.4
Fife College	65.0
Glasgow Kelvin College	64.0

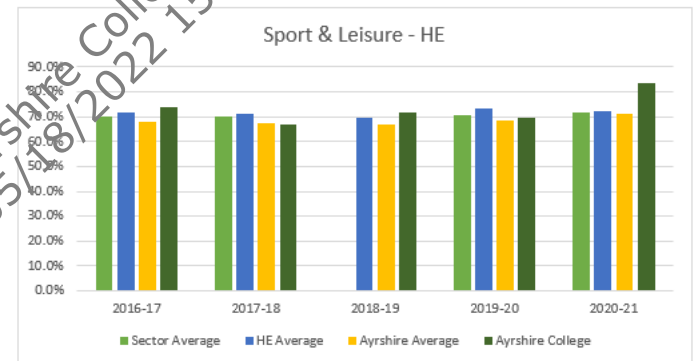
2019-20

College	% Completed Successfully
Dundee & Angus College	84.0
City of Glasgow College	78.4
Dumfries & Galloway College	76.7
HE Average	73.4
Glasgow Kelvin College	72.9
West College Scotland	72.6
Glasgow Clyde College	72.2
Edinburgh College	71.0
Sector Average	70.8
Fife College	70.1
Borders College	69.8
Ayrshire College	69.7
Ayrshire Average	68.7
New College Lanarkshire	67.4
West Lothian College	65.4
Forth Valley College	65.2
North East Scotland	49.0

2020-21

College	% Completed Successfully
Ayrshire College	83.6
Dundee & Angus College	83.5
West College Scotland	76.0
City of Glasgow College	75.1
HE Average	72.1
Dumfries & Galloway College	72.0
Sector Average	71.8
Ayrshire Average	71.2
North East Scotland	68.8
Glasgow Kelvin College	68.7
Edinburgh College	68.4
New College Lanarkshire	67.7
West Lothian College	64.9
Forth Valley College	64.4
Glasgow Clyde College	61.1
Fife College	60.7

Sport & Leisure - HE	2016-17	2017-18	2018-19	2019-20	2020-21
Sector Average	70.1%	70.0%		70.8%	71.8%
HE Average	71.6%	71.3%	69.8%	73.4%	72.1%
Ayrshire Average	68.0%	67.2%	66.8%	68.7%	71.2%
Ayrshire College	74.0%	66.7%	71.5%	69.7%	83.6%



Learning, Teaching and Quality Committee

26 May 2022

- Subject:** 2021-22 Student Satisfaction and Engagement Survey
- Purpose:** To provide an update on the 2021-22 Student Satisfaction and Engagement Survey and actions arising from it
- Recommendation:** Members are invited to note the contents of this paper.
-

1. Background

As part of the national quality arrangements, all colleges are required by the Scottish Funding Council (SFC) to conduct an annual student satisfaction and engagement survey.

The survey takes place between March and April each year and all students on courses of 4 credits or more (or 160 hours or more) are invited to complete it. Since 2020-21 the survey has included 13 questions set by the SFC. The 2021-22 Ayrshire College student responses to the questions are set out in Appendix 1. The Scottish Funding Council have not yet ratified the 2021-22 returns and sector average responses for the 2021-22 survey will not be available until late October 2022..

Survey results are interrogated at course level enabling staff to review feedback for their own areas and compare their results with the College average, other campuses and courses for the purpose of identifying and sharing good practice. Curriculum Heads and Managers share the feedback from the survey with their teams to promote reflection and inform their team evaluation activities and improvement plans.

2. Analysis and Actions**Participation in the survey**

The SFC target is for the survey to be completed by 50% of eligible students. To achieve this target, the College encourages students to complete the survey in a variety of ways, such as promoting it on social media and with text prompts. The Student Association, Heads of Learning and Skills and Curriculum Managers actively encourage students to participate in the survey, and it is hosted on the College's virtual learning environment for greater visibility to students.

In 2021-22 1,984 students completed the survey, 286 less than in 2020-21 (please note the returns from Supported Learning students in Ayr are still to be included). Full analysis of the results at Mode of Delivery level is still to be undertaken.

The Quality Enhancement team and the Student Association, Learning Technologists and Student Services are working to identify further ways to encourage students to complete the survey. The College is also working with other colleges which are achieving high rates of student participation in the survey to learn from good practice in the sector.

Analysis of responses

Analysis of the 2021-22 survey indicates that there has been an overall increase of 7% in levels of student satisfaction. This was while learning, teaching and assessment was still being delivered fully online or in a blended manner. This is only 1% lower than the last pre-pandemic survey. The College continues to seek ways to improve the student experience, particularly as elements of learning, teaching and assessment are likely to continue to be delivered in a blended manner. Team evaluations have illustrated excellent examples in all curriculum areas of acting on student suggestions received through course team meetings and ongoing feedback mechanisms with class groups.

All but two statements saw an increase in satisfaction.

- The largest increase in satisfaction was to the statement *'The way I'm taught helps me learn'* - an 11% increase. This is most likely due to increasing on-campus activity and improved blended learning approaches.
- The statement *'My time at College has helped me develop knowledge and skills for the workplace'* saw an 8% increase in positive responses, bringing it back to the same level as the last pre-pandemic survey.
- The statement *'I feel that I am part of the College community'* also saw an 8% increase in positive responses. This is most likely due to changes made to curriculum and services in light of student feedback in 2020-21 and more students having some on-campus experiences. However, apart from the Student Association statement, this is the statement which recorded the lowest level of satisfaction.
- Two statements recorded a 6% increase in levels of satisfaction – *'Staff regularly discuss my progress with me'* and *'I am able to influence learning on my course'*.
- The statement *'I believe all students at the college are treated equally and fairly by staff'* recorded the same level of satisfaction as last session at 92%.
- *'The College Student Association influences change for the better'* saw an increase of 5% in positive responses, overall. Of the negative responses to this statement, 43% of respondents indicated that they didn't know whether the Student Association influences change for the better or not.

Only one statement saw a decrease in the percentage of positive responses:

- *'Any change in my course or teaching has been communicated well'* fell by 1%.

There were also two college-devised statements added to the survey:-

'I know how to access college services to support my learning' recorded a 94% satisfaction level.

'The college consistently promotes and supports positive mental health and wellbeing for students' recorded a 92% satisfaction level.

Student Comments

Most comments made by students related to their experience of remote or blended learning throughout 2021-22.

Here are a selection of responses which reflect the most common comments:-

Positive Comments

The whole college experience has been great, on campus and online. Lecturers are very helpful. Work is interesting. On campus is relaxed and friendly. All very enjoyable.

As an older student, I have loved every minute of being at college. The lecturers have invaluable knowledge, I have learned so much in the short time I have been there.

College has been difficult this year but the lecturers and other members of staff have been great, very helpful and supportive

Can't complain, college teaching staff have done the best they could through a challenging 2 years and there were always provisions made for students keen enough to put in a bit of extra effort and make the best of a tough situation – to deliver the best standard of education possible in remote teaching situations and safely in person .

I feel it's easier having both blended and practical learning, I think it's a lot better being able to keep all of the information the lecturers gives us digitally. Practical works well too in class and with class mates as if we are actually in a salon with clients. Overall really enjoying my second year of college.

I enjoy my days at college, more so than I ever have before in my previous courses. I find it easier and more comfortable to learn from home and don't feel under pressure about doing my work.

The lecturers have always been helpful and attentive to us all. They guide us through the course work making sure we have all the skills needed to succeed.

My lecturers have done their best through all situations to ensure that everyone in the class, even those I think less deserving, have had full and complete support through the entire curriculum.

I thought the course was very well thought out and planned. The teaching/tuition/feedback was timely, constructive and encouraging and at all times tutors were available, supportive and approachable

Overall the course exceeded my expectations and was a very positive experience that I would recommend to anyone. In addition, any administrative help I required was very helpful and easily accessible and on the few occasions I needed assistance with finance the assistance was extremely useful and supportive.

As an older student who has been out of education i have found it difficult with online learning but have had support from LRC or other students. The difference between lecturers teaching is so different some want to help and guide you while others leave

you to get on with it with little or no feedback which in the long run makes it hard to improve if you don't know where you are going wrong.
My overall experience has been good and i have enjoyed my time as a student.

A careers advisor on campus would be good!

Comments more negative in nature

Not a fan of online learning. Would prefer to be in college.

I understand that online learning is a must however I find it harder to learn and engage through teams

Been very hard keeping motivated doing online learning at home alone.

I have sometimes found that feedback from assessments have not been relayed after the two weeks marking time. Although I understand that if there are late submissions then this may impact when feedback can be given.

The online learning and lack of communication with course information, dates and assessment feedback in certain cases has made it hard to stay motivated and focused throughout the year. I struggle to feel like I'm getting the full experience of college when I'm in my room staring at a powerpoint on a screen for 4 hours a day. It is incredibly demotivating but I know nothing can be done to change that currently.

Some of the material provided for classes is not up to scratch. Some of the tasks that need to be completed for the course don't have enough information on how to complete them and they require previous knowledge in order to complete them. A lot of the information was found with the help of google instead of the material. More issues is to do with the way lecturers present the class, this differs from lecturer to lecturer but the problem is reading off of a power point word for word.

Trying to get in contact with a lecturer can be difficult since all of the correspondence is done through teams.

As Class ambassador this year was expecting more from the Student Association and partners regarding teaching and learning which hasn't come to fruition. There is certainly a positive community within our class, however, again, Student Association needs to be doing more to join students together from various subjects esp as this could advance learning thinking STEM and STEAM areas.

The sense of community has been lost with the online aspect of learning. I have only had a handful of days in college so most of my learning has felt like a solo effort and building relationships with fellow students and lecturers has been extremely difficult.

3. Consultation

No formal consultation is required.

4. Resource Implications

No resource implications require to be noted in this paper.

Ayrshire College # 484082
05/18/2022 15:07:38

5. Risks

The survey presents a reputational risk if concerns raised are not addressed by the College and individual areas fail to take account of student feedback to inform improvements to their service.

6. Equality Impact Assessment

Given the subject matter of this report, a formal impact assessment of this paper is not required.

7. Conclusion

Members are invited to note the contents of this paper.

Ann Heron
Head of Quality Enhancement
11 May 2022

Ayrshire College # 484082
05/18/2022 15:22:38

**APPENDIX 1 - STUDENT SATISFACTION AND ENGAGEMENT SURVEY RESPONSES
TO SFC QUESTIONS (March – April 2022)**

Question	Positive responses	Positive responses		% Change since last session
	2018-19	2020-21	2021-22	
Overall, I am satisfied with my college experience	95%	87%	94%	+7%
Staff regularly discuss my progress with me	86%	83%	89%	+6%
Staff encourage students to take responsibility for their learning	98%	98%	99%	+1%
I am able to influence learning on my course	90%	86%	92%	+6%
I receive useful feedback which informs my future learning	90%	89%	92%	+3%
The way I'm taught helps me learn	90%	79%	90%	+11%
My time at college has helped me develop knowledge and skills for the workplace	94%	86%	94%	+8%
I believe student suggestions are taken seriously	78%	87%	88%	+1%
I believe all students at the college are treated equally and fairly by staff	85%	92%	92%	0%
Any change in my course or teaching has been communicated well	—	88%	87%	-1%
The online learning materials for my course have helped me learn	—	86%	87%	+1%
I feel that I am part of the college community	—	75%	83%	+8%
The college Students' Association influences change for the better	58%	48%	53%	+5%
Number of respondents	2,061	2,270	1,984	

Ayrshire College # 484082
05/18/2022 15:22:38

Learning, Teaching and Quality Committee

26 May 2022

- Subject:** AY 2021-22 Credit Report (position at 16 May 2022)
- Purpose:** To advise committee members of the current AY 2021-22 credit activity target position and projection to the end of the academic year
- Recommendation:** Members are invited to note the contents of this paper
-

1. Background

A key strategic aim, of the College, is to meet the annual credit activity target agreed with the Scottish Funding Council (SFC) as part of the Regional Outcome Agreement process.

The activity target, agreed for AY 2021-22, is **124,793** credits which comprises a combination of core and ESF credits. Table 1 provides a breakdown of credits.

Table 1

	2021-22
SFC Core credit target	123,202
ESF credits	1,591
Total SFC credit target	124,793

For AY 2021-22, SFC has also allocated additional places to colleges to accommodate deferred students from AY 2020-21 and to manage the transition for Foundation Apprenticeships. Table 2 provides a breakdown of these credits.

Table 2

	2021-22
Foundation apprenticeship credit target	1,518
Credits for deferred students	2,566

2. Current Situation

Core and ESF credits

Appendix 1 provides the summary and detail of the current position and the anticipated final position for AY 2021-22. It is estimated that the College will not meet its combined core and ESF target of 124,793 credits. As of 16 May 2022, it is estimated that the College will be under target by 669 credits. The team are contingency planning for Spring start programmes to minimise the impact, though the planned EIS-FELA industrial action is likely to affect further recruitment.

Deferred credits

Information, on deferred students, was asked of the College, by SFC, at a time when it was estimated that students and staff would not have sufficient access to on-campus learning to be able to successfully conclude learning, teaching and assessment in AY 2020-21. The return of more students to campus from 17 May 2021, alongside the substantial summer programme meant that despite the challenges and significant disruption to learning, the vast majority of students who remained on course were supported to successfully conclude their studies by the end of AY 2020-21.

It is estimated that the College will not meet its deferred target of 2556 credits. As of 16 May 2022, it is estimated that the College will be undertarget by 2434 credits.

Foundation Apprenticeship credits

The Foundation Apprenticeship programmes have not recruited to planned target of 1,518 and 1,013 credits will be claimed for this activity. The College is under target by 505 credits.

3. Resource Implications

Members should be aware that, ordinarily, the SFC reserves the right to clawback funding should the College not meet the agreed activity target. SFC, on 28 January 2022, asked all colleges for an end of year projection. Though the College is yet to receive feedback on its submission, Anne Campbell and James Thomson met with SFC colleagues on 7 April 2022 to discuss the College's position. SFC did not formally confirm whether it will seek to recover funds, for AY 2021-22, for shortfalls against Outcome Agreement targets where related to Covid-19, however, following the meeting, the College is planning for clawback.

The College Principals' Group, The Vice Principal Curriculum Group and the Finance Directors continue to meet and lobby on behalf of the sector. Ayrshire College's Finance Team are working with budget holders to identify opportunities to make planned savings in order to mitigate any potential clawback.

4. Risks

As well as a financial risk to the College, the failure to meet the SFC credit activity target also presents a reputational risk to the College and may affect future activity levels. These risks are included in the corporate risk register.

5. Conclusion

Members are invited to note the contents of this paper.

Anne Campbell
Vice Principal, Curriculum
16 May 2022

Publication

This paper will be published on the College website

Ayrshire College # 484082
05/18/2022 15:22:38

2021-22 Credit Summary

(Paper 5 - Appendix 1)

Core + ESF target	Current position as at 16 May 2022	Remaining Provision	Total Projection	Over/under
123,202				
1,591				
124,793	123,609	515	124,124	-669
FA Target	Current position as at 16 May 2022	Remaining Provision	Total Projection	Over/under
1,518	1,013	0	1,013	-505
Def Target	Current position as at 16 May 2022	Remaining Provision	Total Projection	Over/under
2,566	132	0	132	-2,434

Ayrshire College # 484082
 05/18/2022 15:22:38

Curriculum Area	2021-22 Baseline	Current position as at 16 May 2022	Remaining Provision	Total Projection
ACES, Computing, Games Development, Business including Travel & Tourism - Total	46,516	40,837	0	40,837
<i>ACES, Computing, Games Development, Business including Travel & Tourism</i>	45,536	40,372	0	40,372
<i>ACES, Computing, Games Development, Business including Travel & Tourism - Foundation Apprenticeships</i>	980	465	0	465
Creative, Social Science, Sport and Hospitality - Total	37,059	36,017	0	36,017
Care, Essential Skills, Supported Learning and ESOL - Total	35,764	37,115	0	37,115
<i>Care, Essential Skills, Supported Learning and ESOL</i>	35,504	36,933	0	36,933
<i>Care, Essential Skills, Supported Learning and ESOL - Foundation Apprenticeships</i>	260	182	0	182
Schools, Engagement and Widening Access - Total	4,738	4,627	0	4,627
<i>Schools, Engagement and Widening Access</i>	4,194	4,261	0	4,261
<i>Schools, Engagement and Widening Access - Foundation Apprenticeships</i>	544	366	0	366
Apprenticeships and Work Based Learning	2,550	4,691	0	4,691
Community	2,000	1,335	165	1,500
Deferrals - Total	2,566	132	0	132
<i>Deferrals - ACES</i>	291	6	0	6
<i>Deferrals - Creative</i>	80	38	0	38
<i>Deferrals - Care</i>	65	88	0	88
One-plus total	3,100	0	350	350
<i>One-plus - ACES</i>	1,000	0	0	0
<i>One-plus - Creative</i>	1,000	0	350	350
<i>One-plus - Care</i>	1,100	0	0	0
Sub-Total	134,293	124,754	515	125,269
Less UWS Articulation Agreement	-150			
Total	134,278	124,754	515	125,269
Summary	Total			
Current Position	124,754			
Remaining	515			
Total	125,269			
Total Projected Delivery	125,269			
Less UWS Credits	-150			
Credit target	128,877			
Over/Under Target	-3,758			

Ayrshire College # 484082
05/18/2022 15:22:38

Learning, Teaching and Quality Committee

26 May 2022

Subject: 2022-23 Student Recruitment Update (position at 16 May 2022)

Purpose: To advise members of the 2022-23 student recruitment position

Recommendation: Members are invited to note the contents of this paper.

1. Background

The 2022-23 Curriculum Delivery Plan (CDP) was approved by the Learning and Teaching Committee at its meeting on 11 November 2021.

The Scottish Funding Council (SFC) issued its [Announcement of indicative funding allocation for colleges for Academic Year \(AY\) 2022-23](#) on 24 March 2022. Final allocations will be published in May 2022. The indicative core credit target allocation, provided by SFC for AY 2022-23, is 123,867 credits.

Table 1 outlines the differences in credit allocation between AY 2021-22 and AY 2022-23.

Table 1 – Credit comparison (AY 2021-22 and AY 2022-23)

	2021-22 Credit target	2022-23 Indicative Credit target
Core credit target	123,202	122,523
ESF credit target	1,591	0
Foundation Apprenticeship credit target	1,518	1,344
Deferrals	2,566	0
Total	128,877	123,867

Ayrshire College # 484082
05/18/2022 15:22:38

Table 2 outlines the updated credit planning targets in line with the AY 2022-23 indicative credit target allocation.

Table 2 – credit planning targets

Curriculum Directorate	2022-23
Aeronautical, Construction, Engineering, Science, Business & IT	43,189
Care, Early Years Education and Essential Skills	33,882
Creative, Social Science and Sport	34,553
Schools, Engagement and Widening Access	4,588
Sub-Total	116,212
Less UWS Articulation Agreement	(150)
Work-based credits	3,600
Community activity	2,000
May/June school-college partnership activity	600
One plus credits	3,000* (*Assumes uncapped one plus)
Total	125,262

2. Current Situation

Full-time FE and HE courses, and school-college partnership programmes form the largest part of the CDP course provision and the majority of these courses are scheduled to commence in August 2022.

In order to achieve the credit activity target, each course, within the CDP, has an identified target for initial recruitment and applications are monitored on a weekly basis to allow in-year decision making. For example, planning targets are revised due to new courses being added as a result of increased demand or courses withdrawn due to low application numbers.

Comparison with the previous year's recruitment data demonstrates that the total number of applications is 668 more this year than at the same point last year. Please refer to appendix 1 for a full comparison.

It is not yet known what impact the cumulative impact of Covid-19 will have on the College's 2022-23 enrolment position and, ultimately, its credit activity target. Conversion of applications to enrolments for AY 2022-23 may be impacted by:

- Potentially more students opting to stay on at school
- SQA's modifications to assessments for National Qualifications for AY 2021-22
- Increased competition from universities
- Increased competition from other providers
- The buoyant employment market
- The wider harms associated with Covid-19

3. Consultation

No formal consultation is required to be completed given the subject matter of this report. The recruitment position is reviewed, formally, by the Vice Principal Curriculum and the team on a monthly basis. Given the current situation, the statistics are also monitored weekly by the Assistant Principals of Curriculum and the Heads of Curriculum and appropriate remedial actions taken.

4. Resource Implications

No specific resource implications require to be noted.

5. Risks

The failure to meet the credit activity target, agreed with SFC, presents a reputational risk to the College. In financial terms, any under delivery of the credit activity target results in a repayment to SFC.

The cumulative impact of Covid-19 presents a significant challenge in terms of student recruitment, subsequent enrolment and meeting the SFC credit activity target.

6. Equality Impact Assessment

Given the subject matter of this report, a formal impact assessment of this paper is not required.

7. Conclusion

Members are invited to note the contents of this paper.

Anne Campbell
Vice Principal, Curriculum
16 May 2022

(Elaine Hutton, Julie Maxwell & Gavin Murray - Assistant Principals of Curriculum)
(Carol Nisbet, Head of Schools, Engagement and Widening Access)

Ayrshire College # 484082
05/18/2022 15:22:38

Student Recruitment 2021-22 v 2022-23 (as at 16 May) by Directorate

(Paper 6 - Appendix 1)

Aerospace, Construction, Engineering, Science, Computing, Games Development, Business inc. Travel & Tourism	Target	Students	Student Applications	Academic Year	Target	Students	Student Applications
2021-22	2,591	1,776	1,829	2021-22	7,927	5,490	5,688
2022-23	2,536	2,087	2,120	2022-23	7,275	6,188	6,356
	-55	311	291		-652	698	668
Creative, Social Science, Sport & Fitness and Hospitality	Target	Students	Student Applications				
2021-22	2,603	1,756	1,785				
2022-23	2,200	2,032	2,069				
	-403	276	284				
Health & Social Care, Early Years, Essential Skills, Supported Learning & ESOL	Target	Students	Student Applications				
2021-22	2,557	1,925	1,997				
2022-23	2,237	2,004	2,074				
	-320	79	77				
Schools, Engagement and Widening Access	Target	Students	Student Applications				
2021-22	176	76	77				
2022-23	162	92	93				
	-14	16	16				

Ayrshire College # 484082
05/18/2022 15:22:38

Learning, Teaching and Quality Committee

26 May 2022

Subject: 2021-22 Student Support Funds Position as at 10 May 2022

Purpose: To update Members on the Student Support Funds position and projections as at 10 May 2022

Recommendation: Members are asked to note the contents of this paper

1 Background

The College is responsible for administering student support funds on behalf of the Scottish Funding Council (SFC), the Scottish Government and Student Awards Agency for Scotland (SAAS).

2 Current Situation

The following sections of this paper provide details of the position of each student support fund as at 10 May 2022.

Members should note that while projected expenditure figures are included within this report there are a significant number of variables still to be factored in, including student retention rates, and actual awards still outstanding.

Financial projections will continue to be refined throughout the year for reporting to both the Senior Leadership Team and the Business, Resources and Infrastructure Committee.

2.1 SFC Funds provided for Bursary Support

The initial 2021-22 SFC Student Support Funds allocation was £10,807,570. Table 1 below details the bursary support funds provided by SFC for 2021-22 together with projected expenditure figures as at 10 May 2022.

Table 1

Student Support Fund	Budget	Projected Expenditure	Difference
SFC Bursary	£9,510,662	£6,975,698	£2,534,964
FE Childcare	£491,745	£314,623	£177,122
HE Childcare	£264,785	£121,815	£142,970
FE Discretionary	£540,378	£1,300,849	£(760,471)
Total	£10,807,570	£8,712,985	£2,094,585

The figures in Table 1 are based on the most up to date information on student applicants based on all students continuing with the College. The underspend projected reflects the current student numbers and the shortfall in credits. The

Student Funding Team continues to identify and pursue options to the use the funds available to maximise the financial support for our students.

The figures set out in Table 1 include circa £2,259,783 which relates to 361 care experienced students. The College has actively promoted the additional support available to care experienced students and continues to do so. Therefore the level of support and the number of identified care experienced students has increased during AY2021-22.

In the current climate the ability to accurately forecast student withdrawals and levels of engagement (attendance) has been significantly compromised. Student Funding will continue to monitor student numbers and projected bursary support closely. Any significant changes or anomalies to withdrawals or engagement levels will be reported to members as part of the regular reporting arrangements.

Additional Bursary Funding

On 14 February 2022, SFC announced a further £6,375,000 of student support funding for 2021-22. This was made up of additional discretionary funding and additional funding for digital inclusion. Ayrshire College received £230,608 in additional discretionary funding and £259,434 of digital inclusion funding.

SFC has provided specific guidance on how the digital inclusion funding is to be utilised and the College has yet to allocate spend against this funding stream. For members' convenience spend against this funding support is reported separately in this paper (Table 2).

Table 2

Student Support Fund	Budget	Projected Expenditure	Difference
Digital Inclusion Funding	£259,434	£0	£259,434
Total	£259,434	£0	£259,434

The College received winter COVID-19 discretionary funding for FE student support. This funding needs to be reported separately to SFC. The College received an additional £230,608 of FE discretionary funding as part of SFC's in-year redistribution process. Table 3 sets the details the funds provided for 2021-22 together with projected expenditure figures as at 10 May 2022.

Table 3

Student Support Fund	Budget	Projected Expenditure	Difference
COVID-19 FE Discretionary 2021-22	£425,489	£424,231	£1,258
Total	£425,489	£424,231	£1,258

2.2 Educational Maintenance Allowance (EMA)

EMA funding is provided by the Scottish Government to support eligible 16 to 18 year-old students. The College's allocation for AY2021-22 is £800,000 and total EMA spend is currently projected at £471,300.

There is no financial risk in this area. Members are asked to note that actual amounts paid out are reimbursed in full to the College a month in arrears.

2.3 SAAS Funds Provided for Higher Education Discretionary Support

The College is also allocated funding from SAAS for eligible students completing HE programmes. This budget is administered in line with SAAS guidance.

Table 4 below details the HE Discretionary Fund Budget made available by SAAS for 2021-22 together with expenditure as at 10 May 2022.

Table 4

Student Support Fund	Budget	Projected Expenditure	Difference
HE Discretionary Additional	£275,592	£189,609	£85,983
Total	£275,592	£189,609	£85,983

SAAS announced an additional HE discretionary fund for the college sector. Table 5 sets the details the funds provided for 2021-22 together with projected expenditure figures as at 10 May 2022.

Table 5

Student Support Fund	Budget	Projected Expenditure	Difference
Winter COVID-19 HE Discretionary 2020-21	£218,798	£115,444	£103,354
Total	£218,798	£115,444	£103,354

3 **Proposals**

No further proposals are noted in this paper.

4 **Consultation**

No formal consultation is required given the subject of this paper.

5 **Resource Implications**

No further resource issues require to be noted in this paper.

Ayrshire College # 484082
05/18/2022 15:22:38

6 Risks

The disbursement of student support funds and financial monitoring arrangements are key areas of financial risk for the College. In addition, issues arising from the management of the student support funds can impact significantly on the reputation of the College.

7 Equality Impact Assessment

An impact assessment was completed in respect of the 2021-22 Student Funding Policy and Procedures.

8 Conclusion

Members are asked to note the contents of this paper.

Michael Breen
Vice Principal, Finance
12 May 2022

(James Thomson – Assistant Principal Finance, Student Funding and Estates)

Ayrshire College # 484082
05/18/2022 15:22:38

Learning, Teaching and Quality Committee

26 May 2022

Subject: Apprenticeships and Work Based Learning Report

Purpose: To advise members of the in-year position of Apprenticeship and Work-Based Learning provision

Recommendation: Members are asked to note the contents of this paper

1. Background

Apprenticeships are a significant part of Scottish Government's work to address youth employment and develop Scotland's workforce.

Scotland's Apprenticeship Family consists of three strands, Modern Apprenticeships, Foundation Apprenticeships and Graduate Level Apprenticeships. Ayrshire College delivers the Modern and Foundation elements of this family.

In a Modern Apprenticeship, a paid employee, usually a young person, learns on the job and works towards a recognised qualification. The College supports and assesses this in-work learning and, in many industries, provides off-the-job courses to underpin this development.

Foundation Apprenticeships are designed to help young people in S5 and S6 gain valuable, real work experience and a recognised qualification while accessing work-based learning as part of the senior phase at school.

Alongside the apprenticeship programmes, the College also supports work-based learning for a significant number of Ayrshire's current and future workforce each year. These courses support registration for regulated industry sectors and help provide in-work skills and career development opportunities.

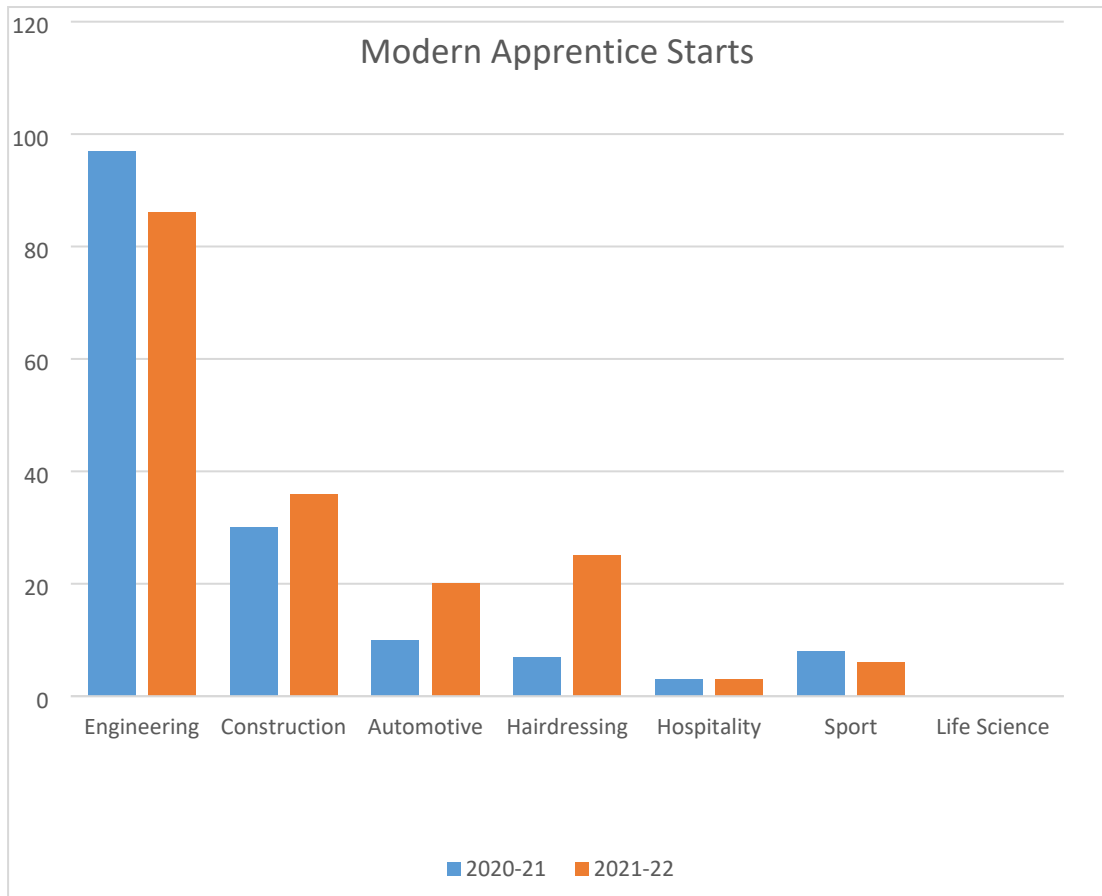
Ayrshire College # 484082
05/18/2022 15:22:38

2. Ayrshire College Apprenticeships Provision

Modern Apprenticeships (MAs)

The Modern Apprenticeship contract year runs from April to March each year. The volume of starts presented is in relation to the Skills Development Scotland contract year, while the financial targets and claim values are presented in relation to the College's academic year.

Recruitment



2020-21 Total Modern Apprentice Starts - 155
2021-22 Total Modern Apprentice Starts - 176

As previously reported, in 2021-22 most industry sectors recovered from the impact of Covid-19 and apprentice recruitment increased compared to 2020-21.

The total number of engineering apprentices recruited was below the levels seen in 2020-21, due to the impact of one of our largest recruiters deferring their 2021-22 apprentice recruitment completely. The engineering sector, as a whole, recruited very strongly this year.

The construction sector recruited strongly in 2021-22 and saw an increase in starts from both the College's MA contract and industry bodies for whom we deliver. Early indication for 2022-23 are that construction recruitment will remain strong. Further updates will be provided in subsequent reports.

Service sectors such as automotive and hairdressing recovered well and recruited strongly this year, exceeding the previous year's total.

The Hospitality sector saw the largest impact from Covid-19 and this has continued throughout 2021-22. The pandemic, coupled with Brexit, has resulted in a recruitment crisis for the industry that has had a knock-on effect on apprentice recruitment. Towards the end of the contract year, three new apprentices were recruited. This, and some further demand identified in the 2022-23 contract year represent tentative signs of recovery for apprenticeships in this sector

It was previously reported that new starts would be achieved to support Ayrshire's Life Science industries. These new starts are expected to be seen in the 2022-23 contract due to delays in the company. Further demand has been identified and it is expected to see more than the original two signed up.

Early indications from the Aerospace sector are that recruitment for 2022-23 will strengthen further in all partner companies.

East Ayrshire Young Persons Guarantee Apprentice Employer Grant

In partnership with East Ayrshire Council, and funded by the Young Persons Guarantee, the College will be administering a £5000 grant to employers to incentivise them to recruit East Ayrshire young people into apprenticeship positions. It is intended that this grant will be used to incentivise 20 apprenticeships for East Ayrshire residents.

Income as of 30 Apr 2022



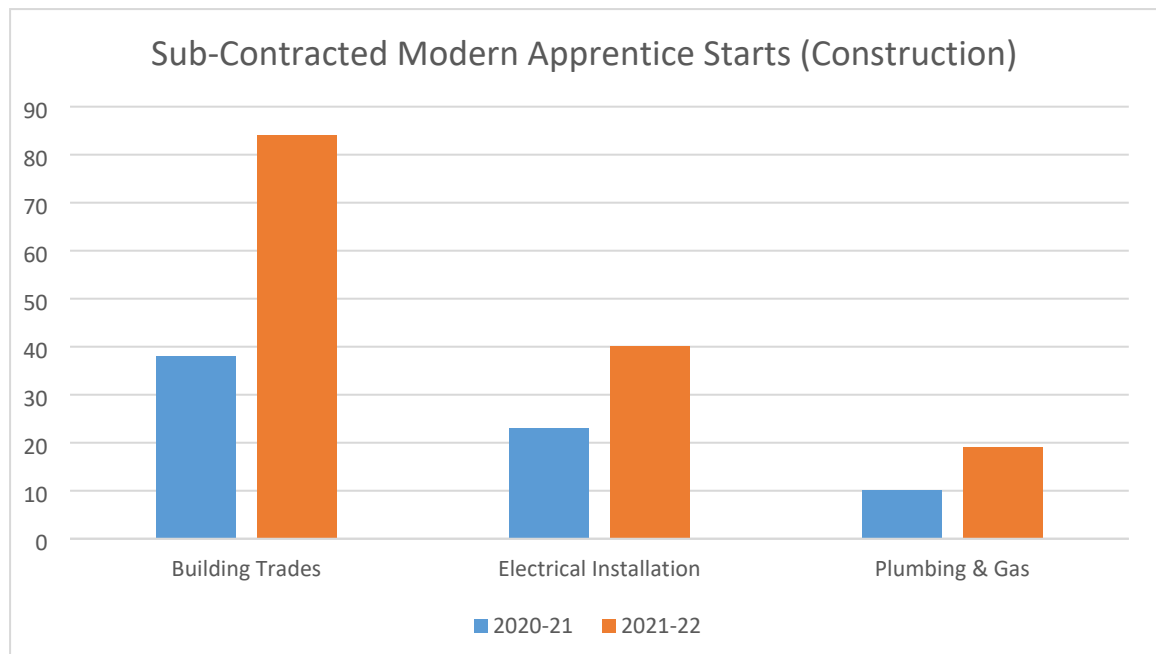
Modern Apprentice income is drawn down by the submission of claims related to quarterly progress reviews or milestone achievements, depending on the sector. Claims have continued to be processed on a timely basis and it is expected that the income target will be achieved.

Sub Contracted Modern Apprenticeships

Alongside the contract held directly with SDS, the College also delivers off-the-job training to significant numbers of Modern Apprentices via contracts held with other training providers such as trade bodies and local authorities. Normally, around 350 apprentices are supported by these contracts, with the majority being employed in construction trades.

Recruitment

Although recruitment remained strong last year through Covid-19, the construction sector has seen a significant increase in apprentice recruitment in 2021-22. This is reflected in our own Modern Apprentice contract as well as new starts recruited to trade body and local authority contracts. Sub-contracted starts to the construction sector are summarised below, compared to 2020-21.



This strength is also mirrored in other sub-contracted MA provision delivered for Local Authorities and other partners. Recruitment and retention has been positive in all cases.

Income as of 30 Apr 22

Sub-contract Modern Apprentice income is drawn down in line with specific contractual arrangements with each partner. The current income level has exceeded the original target of £290,000.

Ayrshire College # 484082
05/18/2022 15:22:38



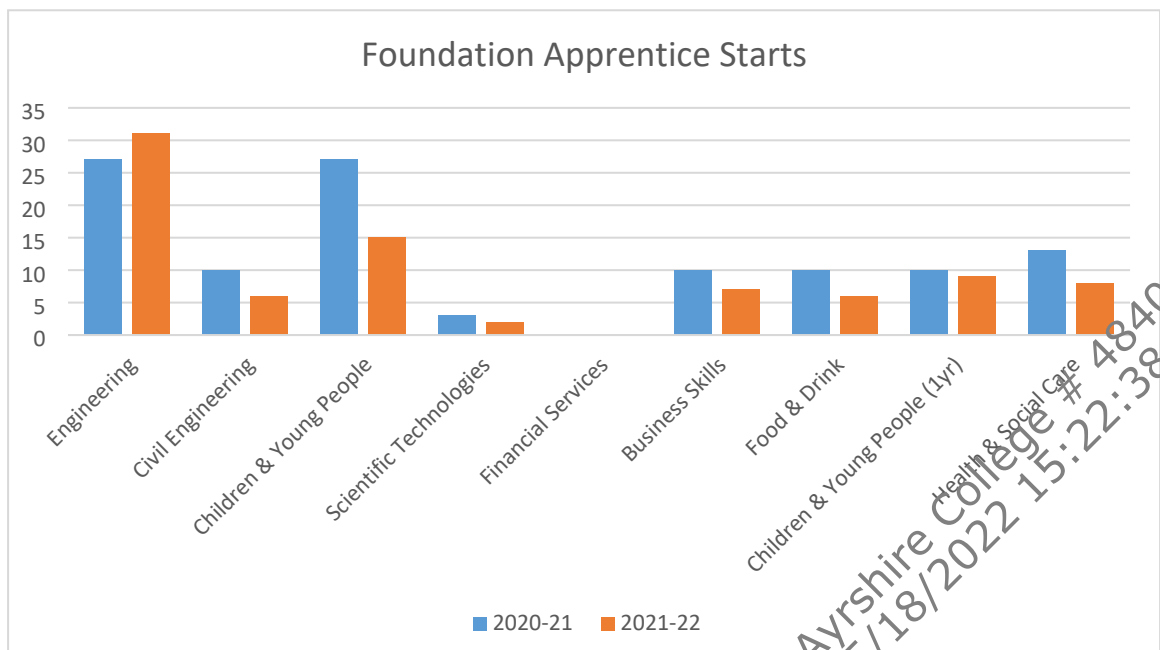
Foundation Apprenticeships (FAs)

Foundation apprenticeships for 2021-22 are delivered via a combination of additional, enhanced, credits from SFC and further income from SDS. SFC credits are drawn down in line with mainstream course funding, while SDS funding is claimed using their traditional milestone model.

At the time of the original indicative funding allocations, it was indicated that there would be no additional credits for Foundation Apprenticeships in 2022-23 and these would be incorporated into the core funding grant. As part of the sector's short life working group, the College engaged with SFC, highlighting that this situation could have a negative impact on the sustainability of the programme. SFC have since confirmed that colleges will be awarded additional credits and associated funds to support FAs in 2022-23

Recruitment

Recruitment for the 2021-22 Foundation Apprenticeship Cohort is summarised in the graph below compared to the previous year:



2020-21 Foundation Apprentice Starts - 110
 2021-22 Foundation Apprentice Starts - 91

Credit allocations for recruitment for 2022-23 have been based on recruitment achieved in 2021-22. Further updates on the recruitment position for 2022-23 will be provided in subsequent reports.

Income as of 30 Apr 22

SFC had originally awarded the College 1518 credits to deliver Foundation Apprenticeships in 2021-22. Due to the shortfall in recruited numbers, approximately 1000 credits are being delivered.

Milestone claims through Skills Development Scotland remain partially funded by ESF and as such are subject to scrutiny and checking before claims can be processed. The draw-down of funds is ongoing and the College continues to work with SDS to accelerate payment after claim information is uploaded. Projections remain that the College is on track to achieve the original target of £189,000.



3. Commercial SVQs

Recruitment to commercial SVQs has been positive this year due, in the main, to significant contracts from South and East Ayrshire Councils, alongside SVQs delivered to individuals and companies predominantly in the Health & Social Care sector. The original income target of £120,000 has been exceeded.

Income as of 30 Apr 22



Ayrshire College # 484082
05/18/2022 15:22:38

4. Work Placements

The Apprenticeships and Work-Based Learning team support the coordination of work placements for Ayrshire College students. The majority of these are undertaken in the Health & Social Care and Early Years areas, where SVQ units are an integral part of the HNC courses and required for SSSC registration purposes.

After a year where work placements were heavily impacted by Covid-19, work placement provision returned to near normal levels. Around 550 students are being supported to access a work placement in 2021-22.

5. Conclusion

Members are invited to note the information contained in the report.

Gavin Murray
Assistant Principal - Curriculum
11 May 2022

(Stuart Millar - Head of Apprenticeships and Work-based Learning)

Publication

This paper will be published on the College website

Ayrshire College # 484082
05/18/2022 15:22:38